

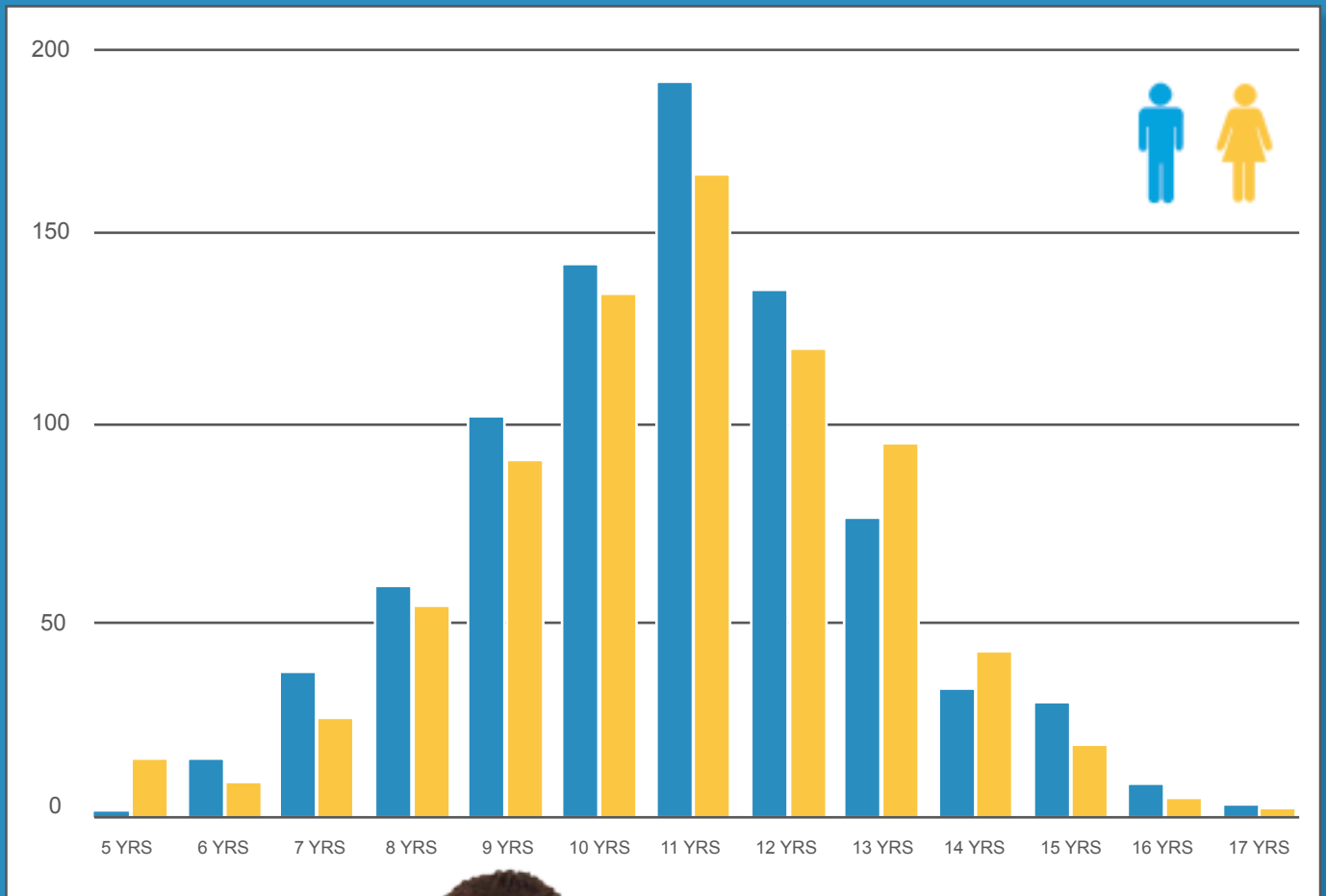


STEWART HOUSE



2010

Annual Report



Dear Colleagues

A student from our school has just returned to school after spending time at Stewart House. The student's teacher and others have noted very positive changes in his attitude and social demeanour.

He has also been motivated and keen to learn.

It is obvious that the personnel at Stewart House are doing a wonderful job in enhancing students in a multiplicity of ways. Thank you for working your magic.

*Terry Pearson
Deputy Principal
Forster Public School*



OUR STRUCTURE & GOVERNANCE

We are governed by a board of directors, with delegated authority to a Chief Executive and several other sub-committees.

Stewart House is a company limited by guarantee being an affiliated health organization in respect of child health screening under schedule 3 of the NSW Health Services Act 1997.

Representation on the company's board of directors is sought from the following stakeholders – NSW Departments of Education and Training and Health; NSW Teachers Federation; Federation of Parents and Citizens' Associations of NSW as well as interested philanthropic individuals for periods of up to three years.

No income or property of Stewart House may be paid or transferred, directly or indirectly to any company member and no remuneration or other benefit is paid or given by Stewart House to any company director. The number of directors on the Stewart House board can range from a minimum of 3 to a maximum of 12.

PATRONS 2010

Carmel Tebbutt MP
Deputy NSW Premier
Minister for Health

Linda Burney MP
Minister for Community Services
Minister for the State Plan

Verity Firth MP
Minister for Education and Training

BOARD OF DIRECTORS

Norman Newbon
Chairman

Donna Fisher-Barlow
Richard Hoskins
Barry Johnson
Pam Pritchard
Mark Rice
Helen Walton

Graeme Philpotts
Chief Executive

CHAIRMAN'S REPORT



Stewart House, in our 79th year, continued a proud record of providing quality short-term respite care to over 1,830 children in need. We have survived through depression, war and many state, national and international crises only because of the very generous support of public education employees and school communities from across NSW and the ACT who have adopted Stewart House as their charity. More recently our survival has depended on grant support received from many other organizations, corporations and individuals and the adherence to tight fiscal restraint.

We are extremely grateful for this support and sincerely thank all our donors.

Many people are not aware of how truly unique Stewart House is. In 2010, the Stewart House Company limited by guarantee commenced its second year of operation. The company operates, in harmony on the one site at South Curl Curl, with a government school and an affiliated health organization. The AHO provides health screening and initial treatment to the children. Although school and health staff and resources are funded by the NSW government, all other costs must be funded from monies raised through the company as a public benevolent institution.

In order to pay for the children's food, accommodation, excursions, out-of-school hours supervision and a myriad of necessary operating costs, in 2010 we needed to raise at least \$2.518million. I am pleased to announce that we raised a record \$2.543million that resulted, once again, in a small surplus and represented a 6% increase from that recorded for 2009.

I note, however, a 2% reduction in salary contributions in 2010 which would normally be considered immaterial but which heralds the state of this most important source of income. Some 6,729 individuals contributed \$866,500 by fortnightly salary deduction to Stewart House

in 2010. More than half of this cohort are fast approaching retirement. Stewart House will continue to diligently embrace marketing strategies in 2011 across the public education sector to ensure that this income stream, its most reliable, is protected and nurtured.

The generosity of individual's in their support for Stewart House never ceases to amaze me. From individual donations or offers of goods in kind for the children to use or take home to huge corporate donations from leading institutions and local businesses, Stewart House is indeed blessed with a wonderfully kind support base. I must mention the significant private donation made last year by Leslie Fernandes in memory of his wife Cynthia. Leslie's donation allowed the complete refurbishment of the two senior dormitory bathrooms and would have to rank along with Sir Frederick Stewart's original grant as the foremost private contribution to Stewart House in the last 80 years.

In 2010, a program of refurbishment was commenced that will improve the physical amenities for our children across both the Batho Road and Carrington Parade buildings and ensure that vital infrastructure is properly maintained.

I am grateful for the stewardship provided by my fellow company directors and members and the input to funding strategies provided by our advisory board. We all wish to acknowledge the enthusiastic leadership of our Chief Executive, his management team and all the staff in the completion of another very successful year.

Norman Newbon
Chairman

The directors of the board select the chair of each committee, who is normally a board director and approve their memberships. The chairman of the board is an ex-officio member of all committees. The board appoints the Chief Executive to all board committees. Members are usually appointed for a term of 1 year, with a maximum of two consecutive terms. There are normally no less than 4 committee members. Committee members may be board members, staff of the organisation or people with relevant expertise from outside the organisation.

In 2010 the following committees operated.

Advisory Board

Norman Newbon (chair)
Lisa Ainsworth
Jaycen Fletcher
Peter Opie
John Pegg
Mark Rice
Damian Smith
Glenn Willis
Chris Woodforde

Audit Risk and Compliance Committee

Pam Pritchard (chair)
Marilyn Bourne
Donna Fisher-Barlow
Richard Hoskins
Barry Johnson

Governance and Nominations Board Committee

Barry Johnson (chair)
Helen Walton



WHAT WE DO



STEWART HOUSE IS
A NOT FOR PROFIT
ORGANISATION BASED
IN NSW AND FORMED
OVER 79 YEARS AGO.

Purpose of Stewart House

Stewart House is a not for profit organization based in NSW and formed over 79 years ago through collaboration among the NSW Departments of Education and Health and the NSW Teachers Federation. While the school day program receives support from these entities, the respite facility at South Curl Curl is not government funded.

Stewart House has grown since 1931 with one charter – to care for children from all parts of NSW and the ACT that are in need. Central to our growth is the requirement that these children are part of the public education system in both states.

In 2010, 1,830 public school children in need came to Stewart House at no cost to their parents or caregivers. During their stay, they were provided with optometric, dental and medical assessment as well as emotional support. This was balanced with health and educational programs and out of school activities to boost self-esteem, improve social skills and to promote a healthier lifestyle.

Our vision

To enable all the children who come to Stewart House to:

- have a wide range of rich and rewarding experiences
- be inspired to see beyond their present circumstances
- have real hope and positive aspirations for their future.

Our mission

We provide a range of caring experiences within a quality health, education and recreation environment in order to improve the self-esteem, resilience and general well being of children in need from NSW and ACT public schools.

Our values

Our values are excellence, integrity and compassion. These are manifested in:

- our leadership
- our independence
- our cooperative external relationships
- our responsible management of funds
- the recognition, dignity and respect we accord to our clients, supporters, staff and volunteers

Our commitment

Stewart House is committed to providing services that:

- are well planned, accountable, evaluated, efficient and effective
- are professional and of high quality
- are based on the needs of children in our care and responsive to changes in those needs
- complement rather than duplicate existing services provided by the Stewart House School.



CHILDREN IN THE CARE OF STEWART HOUSE ATTEND A SPECIFIC PURPOSE SCHOOL ONSITE FOR 8 DAYS OF THEIR 12-DAY STAY.

Objects of Stewart House

Children in the care of Stewart House attend a specific purpose school onsite for 8 days of their 12-day stay. Once the children leave school for the day they are cared for by suitably qualified supervisors overnight and at the weekend. Meals, accommodation costs, transport and entertainment expenses as well as salary costs for supervisors, cooks, cleaners, laundry and maintenance staff are all sourced from donations made to Stewart House. These costs amount to some \$2.5M each year.

The following objects have evolved over a proud 79 year history of providing care for children and unfortunately reflect the growing needs of children that have been marginalized in today's society.

- To provide short term respite care for children from NSW and the ACT public schools with special needs due to ill health, emotional or other distress, family problems, financial or social disadvantage, neglect or isolation.
- To ensure such children are nurtured and feel a sense of safety while in the care of Stewart House.
- To arrange and/or provide such children with health services including optometric, dental and medical screening and initial treatment and referral as required.
- To allow such children to participate in health and educational programs and out of school activities that boosts their self-esteem and promotes a healthier lifestyle.
- To develop in such children self care skills, independence and resilience through their involvement in a structured residential program, recognizing each child's particular needs.

Why children come to Stewart House

The students who attend our program are in need of a break from their current circumstances for any number of reasons. This may include but not be limited to ill health, emotional or other distress, family problems, financial or social disadvantage, neglect or isolation.

A Stewart House placement is extended only through school principals on advice from classroom teachers, school counselors, other welfare staff and Community Services officers.

Current program and accomplishments

There are very tangible benefits of a stay at Stewart House. Some of these are realised at the completion of a child's stay, others manifest themselves in attitudinal change on return to the home school and others are only realised later in adulthood.

Basically, Stewart House provides children with an alternative perspective of life, albeit for a short time, and a set of skills and experiences that empowers them on return to their day to day life.

The break from family and institutionalised mainstream schooling may be all the child gains from the experience. Children are allowed to just be kids and to have some fun. From previous feedback and through contact with the children's teachers Stewart House puts in processes to enhance the experience for future participants.



WE CARE FOR 90
CHILDREN EVERY
TWO WEEKS OF EACH
SCHOOL TERM

Staff

We currently have 35 staff on our payroll. We have purposefully reduced our office overheads (administration and marketing) in an effort to ensure that donations are directed to where they are most needed in the care and support of our clients. We have a volunteer group 'Friends of Stewart House' who have approx 250 members from mostly public sector backgrounds. They fundraise and organise activities such as sewing days for Stewart House. We also rely on an advisory body to provide high level access to the corporate sector.

Where money needs to be spent

We care for 90 children every two weeks of each school term. The waiting list is almost three times this number. There is constant pressure for all donations to be directed into funding the program. Sometimes this involves calling upon our limited reserves just to make ends meet.

In 2010, we started to address refurbishment or capital improvement programs that have been unattended for a number of years. It is important to note that apart from the caring nature of our programs and staff, our facilities must also represent something different for children to perceive that they are having a break from their current circumstance.

Whilst our facilities are air conditioned and comfortable, paint peeling off the walls in communal bathrooms or worn furniture and fittings in dormitories is not conducive to defining an absolute difference for the children.

In 2010 the original Stewart House building adjacent to South Curl Curl beach and now dormitory style accommodation for 64 children received external painting and replacement of 79 year old guttering.

The 33 year old building accommodating 32 older children, dining facilities, office and some recreation facilities received roof repair and complete refurbishment of the children's bathrooms.

Invitation

We receive donations and grants from a number of state, national and international organisations on the basis of submitting applications. Our lasting relationships have been with those who have visited the site, experienced what Stewart House has to offer and seen first hand the difference we make in the lives of children.

To those reading this annual report who have not visited the site, the staff extend a warm invitation to review our facilities.

OUR CLASSIFICATION AS AN AFFILIATED HEALTH ORGANISATION



In 2010, 1,831 children from public schools across NSW and the ACT attended Stewart House programs for periods of up to 12 days.

NSW Health, through the Northern Sydney and Central Coast Area Health Service provide:

- a qualified nurse full time for the first two days of the children's stay
- triage support every week day morning for the remainder of their stay
- nurse support to enable all children to receive audiometry testing

Stewart House provides a permanent part time medical administrative assistant to support this work.

Dental therapists from the Dee Why Child Dental Clinic ensure that the children receive oral hygiene advice, their cavities mapped, fluoride treatment and urgent treatment off site if necessary.

The Optometry Department of the University of NSW provides a vision assessment program for our children.

In 2010, the following were appropriately administered on instructions from our nurse:

- 108 ADHD medications

- 168 Asthma medications.
- 177 Other medications

There were 177 audiometric referrals where children required follow-up either using our local medical centres or on return to their own school.

225 children were referred with standard vision problems, 138 with binocular vision problems and 31 with colour vision problems.

In terms of the children's wellbeing while at Stewart House:

- 131 children received treatment for pediculosis
- 745 received triage support through the nurse
- 72 required treatment at a local medical centre
- 14 needed to receive specialised support in hospital

In terms of the children's oral health:

- 6 required urgent off site treatment
- 85 were assessed as requiring treatment as soon as possible after their return home
- 1197 required non urgent preventative treatment

OUR ACHIEVEMENTS

Of the five year (2010-2015) plan, we have developed and focussed on strategies that:

Deliver efficient services to support programs and ensure they meet quality accreditation standards

All recommendations from the 2009 Stewart House out-of-school hours program assessment committee (SHOOSHPAC) report have been implemented and board certified.

Establish and implement comprehensive continuous improvement and service feedback mechanisms for all Stewart House services

The redistribution of Stewart House placements trial commenced in 2010 based on an enrolment based equity model. Feedback on the demand for placements has been received from Western Region Principals and the Stewart house Hunter Regional Committee. The trial will continue in 2011 and all submissions will be considered before placements are finalized for 2012.

Sustain a culture of integrity

Stewart House continues to be identified as 'charity of choice' by numerous service organizations that use stringent screening processes.

The Manager, Residential Programs and Leader, Residential Programs both received recognition in 2010, for 20 and 25 years respective continuous service to the organization.

Develop a comprehensive staff recruitment and selection strategy to develop, attract and retain and engage highly respected and credentialed staff to the organization

Stewart House administration was completely overhauled in 2010. The new efficient and focused management team consists of a Chief Executive, Marketing Manager and Commercial Manager. This finalised a 3.5 year review of work practices and marketing effort and resulted in annualised salary savings of \$160,000 that have been re-directed into the program that supports our students. The review focused on removal of outdated work practices and better use of technology to support the marketing and finance functions.


Establish an organization wide performance management system that is integrated with staff training and development

All Stewart House salaried staff participate in annual performance reviews that are directly linked to Stewart House priorities and their associated competency framework. The roll-out of the competency framework continued in 2010 and senior managers also received guiding principles in decision making that reinforced the framework.

The Directors' review of the General Manager's performance in 2010 resulted in the position being reclassified to that of Chief Executive

Ensure learning and knowledge are shared across all areas of the organization

Supervisory staff and Stewart House school staff participated in 4 collegial training days across 2010. The enhanced and successful social skills program for all children attending Stewart House benefited from input from both groups of professionals.





Maintain the highest standards in occupational health and safety

All matters referred as OH&S issues in weekly toolbox staff meetings were addressed within 2 weeks of identification resulting in no outstanding matters for negotiation at the combined site OH&S Committee quarterly management meetings.

Investigate new and better ways to provide co-ordinated, well resourced and comprehensive services to satisfy the diverse and changing needs of children referred to our care

Tenure for Stewart House school staff was clarified in 2010. The school principal was re-appointed to her position for a further 4 years in December 2010. The assistant-principal non-teaching commenced his 2.5 year tenure in July 2010. The second assistant principal's position was filled in December 2010 for three years. This continuity of senior management at the school level combined with stable out-of-school hours management has resulted in a cohesive welfare team completely focused on the needs of individual children.

Develop new streams of revenue to mitigate dependence on one income source

Stewart House received \$240,000 from grant applications to corporations and trusts in 2010.

The Stewart House Gala Ball, re-introduced after a three year hiatus, achieved unexpected profits of \$70,000.

Improve facilities and capital assets for the effective and efficient delivery of services

Guttering on the Carrington Parade building was completely replaced and painting of exposed woodwork commenced. Roof repairs on both buildings were required. Total capital expenditure amounted to \$87,000

Work commenced on the total refurbishment of bathrooms in the Batho Road building dormitories at a cost of \$157,000. Funds for this project were generously donated by Leslie Fernandes, in memory of his wife Cynthia.

Explore growth opportunities through strategic partnerships and effective liaison with existing stakeholders.

The Director-General, NSW Education and Training and the President of the NSW Teachers Federation both agreed on a strategy to promote Stewart House as 'charity of choice' across the NSW public education sector.

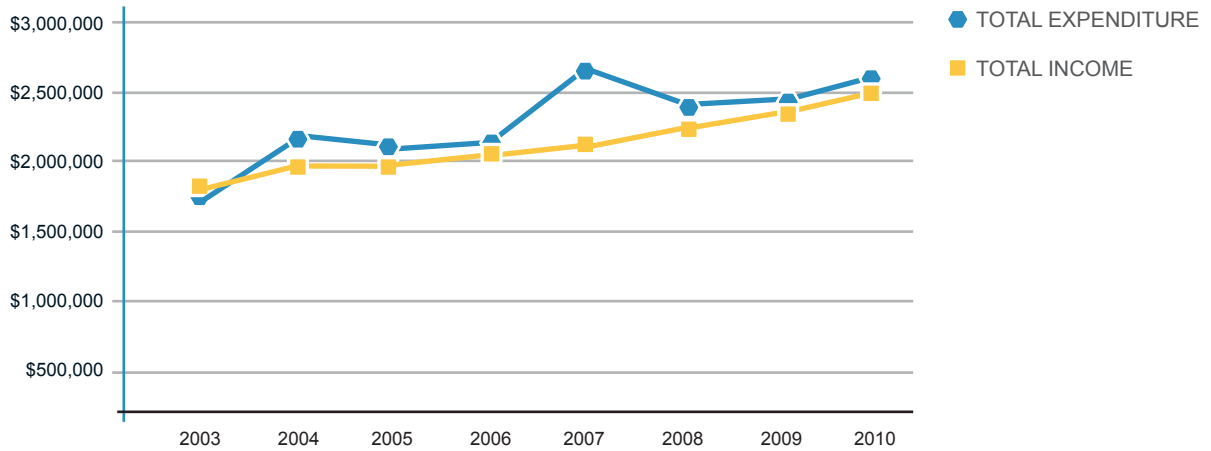
NSW Education and Training, through a letter of intent has agreed to provide pro bono expert advisors to Stewart House from their own directorates.

Improve stakeholder management and communication

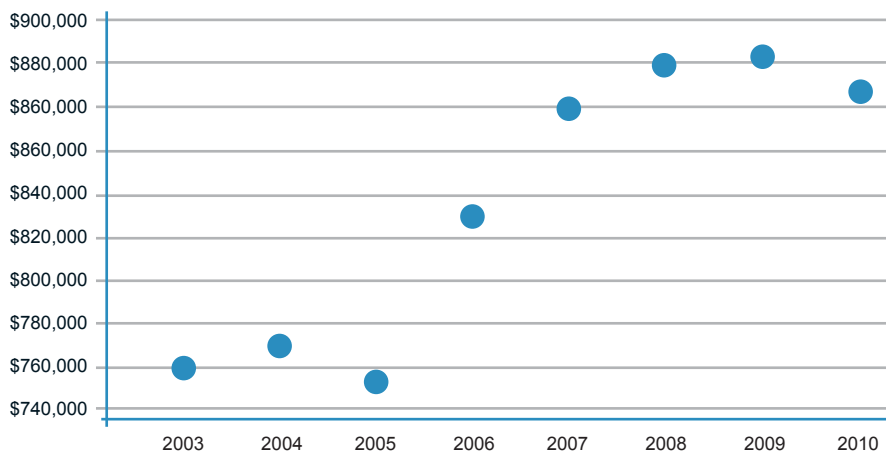
Single points of contact with the NSW Teachers Federation and NSW Education and Training were established - Sally Edsall (NSW TF) and Chris Ryan (NSW Education and Training).

FINANCIAL CHARTS

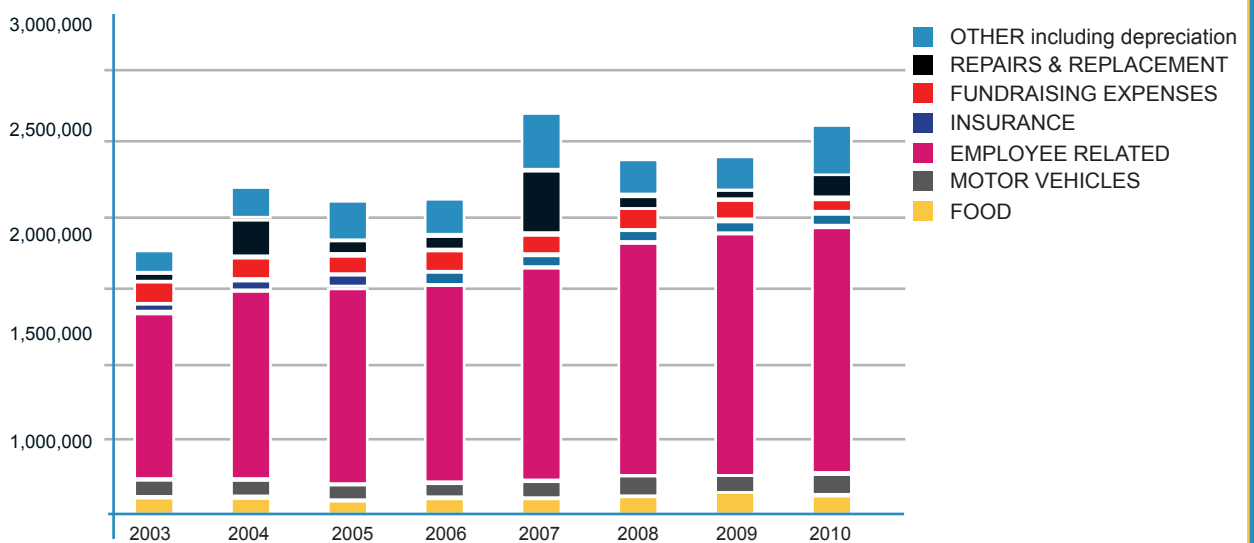
Income And Expenditure



Salary Contribution



Stewart House Expenditure



DIRECTORS' REPORT

Your directors present their report on the company for the financial year ended 31 December 2010.

The names of the directors in office at any time during, or since the end of the year are:

Ms Pamela Pritchard	Mr Richard Hoskins
Mr Barry Johnson	Mr Norman Newbon
Ms Helen Walton	Ms Jan McClelland resigned April 2010
Ms Donna Fisher-Barlow appointed April 2010	Mr Mark Rice appointed October 2010

Directors have been in office since the start of the financial year to the date of this report unless otherwise stated.

The following person held the role of company secretary at the end of the financial year:

Mr Graeme Philpotts – B.Sc. Grad DipEd. Mr Philpotts has worked for Stewart House in the roles of General Manager, Public Officer and is currently the Chief Executive. Mr Philpotts was appointed company secretary on 15 August 2007.

The surplus of the company for the financial year amounted to \$73,439.

A review of the operations of the company during the financial year and the results of those operations are as follows:

The company was formed on 15 August 2007 and began trading on 1 January 2009.

At 1 January 2009 all assets, liabilities and operations of Stewart House Preventorium were adopted by Stewart House, a company limited by guarantee. All obligations of the preventorium have been assumed by the new company and the operations previously conducted by the preventorium are now undertaken by Stewart House in an identical manner.

The principal activities of the company during the financial year were giving children in need from public schools in NSW and the ACT opportunities for a healthy life and for building self-esteem by providing health screening and treatment, health education and short term respite care.

No significant change in the nature of these activities occurred during the year.

No matters or circumstances have arisen since the end of the financial year which significantly affected or may significantly affect the operations of the company, the results of those operations, or the state of affairs of the company in future financial years.

The entity expects to maintain the present status and level of operations and hence there are no likely developments in the entity's operations.

The company's operations are not regulated by any significant environmental regulation under a law of the Commonwealth or of a state or territory.

Information on Directors

Ms Pamela Pritchard. Chair of Audit, Risk and Compliance Committee (ARC). Retired Primary School Principal. Extensive experience in education, real estate sales and marketing and community service based organisations as past District Governor Rotary International and currently Director, Sydney University International Housing Council.

Mr Richard Hoskins. AM. Deputy Chairman. Chair of Stewart House School Out of Hours Assessment Committee (SHOOSPAC). Retired Primary School Principal. Former teacher with extensive experience in educational administration and pedagogy, gained over 30 years experience as a school principal in metropolitan public schools

Mr Barry Johnson. Director. B.A. Former teacher and General Secretary of the NSW Teachers Federation. Former Vice President of Unions of NSW and member of Boards (MacMahon and Associates, Teachers Federation Health, Teachers Club) and currently of the Trades Hall Association.

FINANCIAL STATEMENTS

Stewart House

ABN: 97 127 072 100

DIRECTORS' REPORT

Mr Norman Newbon. Chairman. Chair of Stewart House Advisory Board (AB). Fellow of the Australian Institute of Company Directors. Extensive commercial and public sector senior management and board experience with GIO, AMP and Suncorp. Currently chairman of - Stamford Interactive Pty Ltd; Medical Protection Society Limited Audit Risk & Compliance Committee; NSW Businesslink Board Audit & Risk Committee; StateCover Mutual Pty Ltd Risk & Investment Committees. Director of MIPS Insurance Pty Ltd; StateCover Mutual Pty Ltd and Newbon Consulting and Advisory Services Pty Ltd.

Ms Helen Walton. Director. B.Soc.Sc. Dip.Ed, Grad.Dip.Counsel. Registered psychologist with extensive career in educational psychology and general counselling in EAP for NSW Health. State executive member of the Federation of Parents and Citizens Associations of NSW holding the current position of President.

Mr Mark Rice. M.B.A., M.Commerce (Marketing), Dip Teach., FAIM. Member of Stewart House Advisory Board. Executive leadership experience in financial services (including sales, distribution, private banking & marketing) with General Electric, Westpac, St George Bank and Adelaide Bank. Currently Director of Ballygowen Consulting Pty Ltd, Ballygowan Investments Pty Ltd and Strategic Practice Pty Ltd.

Ms Donna Fisher-Barlow. B.A. (Hons). Director, Strategic Resourcing NSW Education and Training. Extensive senior management experience with NSW government with skills in financial management, corporate governance and best practice.

Meetings of Directors

During the financial year, 6 board meetings of directors were held. Attendances by each director were as follows:

	Full Board		ARC		GNC	
	Held	Attended	Held	Attended	Held	Attended
Ms Pamela Pritchard	6	5	5	5	N/A	N/A
Mr Richard Hoskins	6	6	5	4	N/A	N/A
Mr Barry Johnson	6	4	5	5	1	1
Mr Norman Newbon	6	5	N/A	N/A	1	1
Ms Jan McClelland	1	1	N/A	N/A	N/A	N/A
Ms Helen Walton	1	1	N/A	N/A	N/A	N/A
Ms Donna Fisher-Barlow	5	2	4	3	N/A	N/A
Mr Mark Rice	2	2	N/A	N/A	N/A	N/A

From 1 January 2009 the directors and officers of Stewart House are covered by management liability insurance.

No benefits or remuneration has been received by the directors of Stewart House.

Auditors' Independence Declaration

A copy of the auditors' independence declaration as required under section 307C of the Corporations Act 2001 is set out on the following page.

Signed in accordance with a resolution of the Board of Directors:

Ms Pamela Pritchard
Director, Stewart House

Mr Norman Newbon
Director, Stewart House

Dated 14th day of February 2011

Dated 14th day of February 2011

FINANCIAL STATEMENTS

Stewart House

ABN: 97 127 072 100

AUDITORS' INDEPENDENCE DECLARATION UNDER SECTION 307C OF THE CORPORATIONS ACT 2001 TO THE DIRECTORS OF STEWART HOUSE

We declare, that to the best of our knowledge and belief, during the year ended 31 December 2010 there have been:

- (i) no contraventions of the auditor independence requirements as set out in the Corporations Act 2001 in relation to the audit; and
- (ii) no contraventions of any applicable code of professional conduct in relation to the audit.

Name of Firm: Gault Tulloch Bove
Chartered Accountants

Name of Partner: Robert G. Tulloch

Address: Level 3, 71-73 Archer Street, Chatswood NSW 2067

Dated: 7th day of February 2011

STATEMENT OF COMPREHENSIVE INCOME FOR THE YEAR ENDED 31 DECEMBER 2010

		2010	2009
	Note		
Revenue	2	2,557,0259.16	2,412,362.16
Accounting Expenses		(2,500.00)	(2,500.00)
Advertising Expenses		(8,453.54)	(1,433.27)
Auditors' remuneration	3	(9,575.00)	(13,700.00)
Depreciation and amortisation expenses		(120,697.78)	(124,953.85)
Employee benefits expenses		(1,686,030.51)	(1,581,287.10)
Other expenses		(656,333.06)	(681,654.43)
Surplus for the year	4	73,439.27	6,834.51
Retained earnings at the beginning of the financial year		1,349,422.28	1,342,587.77
Surplus attributable to the entity		1,422,861.55	1,349,422.28

FINANCIAL STATEMENTS

Stewart House

ABN: 97 127 072 100

STATEMENT OF FINANCIAL POSITION AS AT 31 DECEMBER 2010

		2010	2009
ASSETS	Note		
CURRENT ASSETS			
Cash and cash equivalents	5	275,324.92	223,565.39
Trade and other receivables	6	13,493.72	155.62
Financial assets	7	400,000.00	400,000.00
Other current assets	8	74,696.16	4,258.53
TOTAL CURRENT ASSETS		763,514.80	627,979.54
NON-CURRENT ASSETS			
Property, plant and equipment	9	14,794,638.20	14,861,725.84
Intangible assets	10	15,627.80	15,627.80
TOTAL NON-CURRENT ASSETS		14,810,266.00	14,877,353.64
TOTAL ASSETS		15,573,780.80	15,505,333.18
LIABILITIES			
CURRENT LIABILITIES			
Trade and other payables	11	50,567.70	44,089.84
Provisions	12	22,417.43	25,653.16
TOTAL CURRENT LIABILITIES		72,985.13	69,743.00
NON-CURRENT LIABILITIES			
Provisions	12	254,117.66	262,351.44
TOTAL NON-CURRENT LIABILITIES		254,117.66	262,351.44
TOTAL LIABILITIES		327,102.79	332,094.44
NET ASSETS		15,246,678.01	15,173,238.74
EQUITY			
Endowment in Perpetuity	13	234,000.00	234,000.00
Reserves	14	13,589,816.46	13,589,816.46
Retained earnings	15	1,422,861.55	1,349,422.28
TOTAL EQUITY		15,246,678.01	15,173,238.74

FINANCIAL STATEMENTS

Stewart House

ABN: 97 127 072 100

STATEMENT OF CHANGES IN EQUITY FOR THE YEAR ENDED 31 DECEMBER 2010

	Note	Retained Earnings \$	Total \$
Balance at 1 January 2009		1,342,588	1,342,588
Surplus attributable to entity		6,835	6,835
Balance at 31 December 2009		1,349,422	1,349,422
Surplus attributable to entity		73,439	73,439
Balance at 31 December 2010		1,422,862	1,422,862
Endowment in Perpetuity	13		234,000

STATEMENT OF CASH FLOWS FOR THE YEAR ENDED 31 DECEMBER 2010

	Note	2010	2009
CASH FLOWS FROM OPERATING ACTIVITIES			
Receipts from Customers		2,520,955.00	2,402,424.00
Payments to Suppliers and Employees		(2,371,087.00)	(2,186,037.00)
Interest received		23,042.00	19,849.00
Goods and Services Tax		63,249.00	(55,822.00)
Net cash provided by operating activities	16	109,661.00	180,414.00
CASH FLOWS FROM INVESTING ACTIVITIES			
Payments for plant and equipment		(57,901.00)	(8,070.00)
Payments for Investments		-	(200,000.00)
Net cash used in investing activities		(57,901.00)	(208,070.00)
Net increase (decrease) in cash held		51,760.00	(27,656.00)
Cash at beginning of financial year		223,565.00	251,221.00
Cash at end of financial year	5	275,325.00	223,565.00

FINANCIAL STATEMENTS

Stewart House

ABN: 97 127 072 100

NOTES TO THE FINANCIAL STATEMENTS FOR THE YEAR ENDED 31 December 2010

1 STATEMENT OF SIGNIFICANT ACCOUNTING POLICIES

This financial report covers Stewart House as an individual entity. Stewart House is a company limited by guarantee, incorporated and domiciled in Australia.

Basis of Preparation

The financial report is a general purpose financial report that has been prepared in accordance with Australian Accounting Standards (including Australian Accounting Interpretations) of the Australian Accounting Standards Board and the Corporations Act 2001.

Australian Accounting Standards set out accounting policies that the AASB has concluded would result in a financial report containing relevant and reliable information about transactions, events and conditions. Compliance with Australian Accounting Standards ensures that the financial statements and notes also comply with International Financial Reporting Standards. Material accounting policies adopted in the preparation of this financial report are presented below and have been consistently applied unless otherwise stated.

The financial report has been prepared on an accruals basis and is based on historical costs, modified, where applicable, by the measurement at fair value of selected non-current assets, financial assets and financial liabilities.

Accounting Policies

Income Tax

No provision has been made for income tax as Stewart House has been endorsed by the Australian Taxation Office as an income exempt charity in accordance with Subdivision 50-B of the Income Tax Assessment Act 1997.

Property, Plant and Equipment

Each class of property, plant and equipment is carried at cost or fair value as indicated less, where applicable, any accumulated depreciation and impairment losses.

Property

Freehold land and buildings are shown at their fair value (being the amount for which an asset could be exchanged between knowledgeable willing parties in an arm's length transaction). It is the policy of the entity to have an independent valuation every 5 years, with annual appraisals made by the directors. The last valuation was conducted in August 2007.

Increases in the carrying amount arising on revaluation of land and buildings are credited to a revaluation reserve in equity. Decreases that offset previous increases of the same asset are charged against fair value reserves directly in equity; all other decreases are charged to the income statement.

Any accumulated depreciation at the date of revaluation is eliminated against the gross carrying amount of the asset and the net amount is restated to the revalued amount of the asset.

Plant and equipment

Plant and equipment are measured on the cost basis less depreciation and impairment losses. The carrying amount of plant and equipment is reviewed annually by directors to ensure it is not in excess of the recoverable amount from these assets. The recoverable amount is assessed on the basis of the expected net cash flows that will be received from the assets' employment and subsequent disposal. The expected net cash flows have been discounted to their present values in determining recoverable amounts.

NOTES TO THE FINANCIAL STATEMENTS FOR THE YEAR ENDED 31 December 2010

Depreciation

The depreciable amount of buildings is calculated on a straight-line basis and plant and equipment and furniture and fittings on a diminishing value basis over the asset's useful life to the company commencing from the time the asset is held ready for use. Properties held for investment purposes are not subject to a depreciation charge. The depreciation rates used for each class of depreciable assets are:

Class of Fixed Asset	Depreciation Rate
Buildings	2.5%
Plant and Equipment	20%

The assets' residual values and useful lives are reviewed, and adjusted if appropriate, at each balance sheet date.

An asset's carrying amount is written down immediately to its recoverable amount if the asset's carrying amount is greater than its estimated recoverable amount.

Gains and losses on disposals are determined by comparing proceeds with the carrying amount. These gains or losses are included in the income statement. When revalued assets are sold, amounts included in the revaluation reserve relating to that asset are transferred to retained earnings.

Financial Instruments

Initial Recognition and Measurement

Financial assets and financial liabilities are recognised when the entity becomes a party to the contractual provisions to the instrument. For financial assets, this is equivalent to the date that the company commits itself to either purchase or sell the asset (ie trade date accounting adopted).

Financial instruments are initially measured at fair value plus transactions costs except where the instrument is classified 'at fair value through profit or loss' in which case transaction costs are expenses to profit or loss immediately.

Financial Assets

Financial assets are initially recognised on the cost basis, including acquisition charges associated with the financial asset. The carrying amounts of financial assets are reviewed annually by the directors. The recoverable amounts are assessed from the quoted market value for shares in listed companies or the underlying net assets for other non listed corporations. The expected net cash flows from investments have not been discounted to their present value in determining the recoverable amounts, unless otherwise stated.

Intangibles

Other intangibles

Intangible assets consist of formation expenses shown at cost.

Employee Benefits

Provision is made for the company's liability for employee benefits arising from services rendered by employees to the end of the reporting period. Employee benefits that are expected to be settled within one year have been measured at the amounts expected to be paid when the liability is settled, plus related on-costs.

Employee benefits payable later than one year have been measured at the present value of the estimated future cash outflows to be made for those benefits. In determining the liability, consideration is given to employee wage increases and the probability that the employee may not satisfy vesting requirements. Those cash outflows are discounted using market yields on national government bonds with terms to maturity that match the expected timing of cash flows.

FINANCIAL STATEMENTS

Stewart House

ABN: 97 127 072 100

NOTES TO THE FINANCIAL STATEMENTS FOR THE YEAR ENDED 31 December 2010

Provisions

Provisions are recognised when the company has a legal or constructive obligation, as a result of past events, for which it is probable that an outflow of economic benefits will result and that outflow can be reliably measured.

Provisions recognised represent the best estimate of the amounts required to settle the obligation at the end of the reporting period.

Cash and Cash Equivalents

Cash and cash equivalents include cash on hand, deposits held at call with banks, other short-term highly liquid investments with original maturities of three months or less, and bank overdrafts. Bank overdrafts are shown within short-term borrowings in current liabilities on the statement of financial position.

Revenue and Other Income

Revenue from the sale of goods is recognised upon receipt of cash.

Interest revenue is recognised upon receipt of the interest.

Revenue from donations is recognised upon deposit in the bank.

All revenue is stated net of the amount of goods and services tax (GST).

Goods and Services Tax (GST)

Revenues, expenses and assets are recognised net of the amount of GST, except where the amount of GST incurred is not recoverable from the Australian Tax Office. In these circumstances, the GST is recognised as part of the cost of acquisition of the asset or as part of an item of the expense. Receivables and payables in the balance sheet are shown exclusive of GST.

Cash flows are presented in the cash flow statement on a gross basis, except for the GST component of investing and financing activities, which are disclosed as operating cash flows.

Comparative Figures

When required by Accounting Standards, comparative figures have been adjusted to conform to changes in presentation for the current financial year.

New Accounting Standards and Interpretations

During the year the company adopted all of the new and revised Australian Accounting Standards and Interpretations applicable to its operations which became mandatory.

The adoption of these standards has impacted the recognition, measurement and disclosure of certain transactions. The following is an explanation of the impact the adoption of these standards and interpretations has had on the financial statements of the company.

AASB 101: Presentation of financial statements

Terminology Changes - The revised version of AASB 101 contains a number of terminology changes, including the amendment of the names of the primary financial statements.

Reporting changes in equity - The revised AASB 101 requires all changes in equity arising from transactions with owners, in their capacity as owners, to be presented separately from non-owner changes in equity. Owner changes in equity are to be presented in the statement in changes of equity, with non-owner changes in equity presented in the statement of

NOTES TO THE FINANCIAL STATEMENTS FOR THE YEAR ENDED 31 December 2010

comprehensive income. The previous version of AASB 101 required that owner changes in equity and other comprehensive income be presented in the statement of changes in equity.

Statement of comprehensive income - The revised AASB 101 requires all income and expenses to be presented in either one statement, the statement of comprehensive income, or two statements, a separate income statement and a statement of comprehensive income. The previous version of AASB 101 required only the presentation of a single income statement.

The company's financial statements now contain a statement of comprehensive income.

New accounting standards and interpretations for application in future years

The AASB has issued new and amended accounting standards and interpretations that have mandatory application dates for future reporting periods. The company has decided against early adoption of these standards. A discussion of those future requirements and their impact on the company is as follows:

AASB 9: Financial Instruments and AASB 2009-11: Amendments to Australian Accounting Standards arising from AASB 9 (effective from 1 January 2013).

These standards are applicable retrospectively and amend the classification and measurement of financial assets. The company is yet to assess any potential impact on the financial statements.

FINANCIAL STATEMENTS

Stewart House

ABN: 97 127 072 100

NOTES TO THE FINANCIAL STATEMENTS FOR THE YEAR ENDED 31 December 2010

	2010	2009
	\$	\$
2 Revenue and Other Income		
Revenue		
Sales revenue:		
Rendering of services	2,423,913.97	2,259,536.16
Other revenue:		
Interest received	23,042.30	19,849.35
Other revenue	110,072.89	132,977.65
	<u>133,115.19</u>	<u>152,827.00</u>
Total revenue	<u>2,557,029.16</u>	<u>2,412,363.16</u>
Interest revenue from:		
Interest received	23,042.30	19,849.35
Total interest revenue on financial assets not at fair value through profit or loss	<u>23,042.30</u>	<u>19,849.35</u>
Other revenue from:		
Rents received	107,433.86	110,807.55
Sundry income	2,639.03	22,170.10
Total other revenue	<u>110,072.89</u>	<u>132,977.65</u>
3 Auditors' Remuneration		
Auditors remuneration - fees	<u>9,575.00</u>	<u>13,700.00</u>
4 Surplus		
Expenses		
Depreciation of property, plant and equipment	120,697.78	124,953.85
5 Cash and Cash Equivalents		
Cash in Hand	500.00	300.00
Cast at bank	73,731.44	109,245.17
Investment account	201,093.48	114,020.22
	<u>275,324.92</u>	<u>223,565.39</u>
Reconciliation of cash		
Cash at the end of the financial year as shown in the statement of cash flows is reconciled to the related items in the statement of financial position as follows:		
Cash and cash equivalents	275,324.92	223,565.39
	<u>275,324.92</u>	<u>223,565.39</u>
6 Trade and Other Receivables		
Current		
Trade debtors	13,187.72	155.62
GST on acquisitions	306.00	-
	<u>13,493.72</u>	<u>155.62</u>
The following table details the company's trade and other receivables exposed to credit risk (prior to collateral and other credit enhancements) with ageing analysis and impairment provided for thereon. Amounts are considered as 'past due' when the debt has not been settled within the terms and conditions agreed between the company and the customer or counterparty to the transaction. Receivables that are past due are assessed for impairment by ascertaining solvency of the debtors and are provided for where there are specific circumstances indicating that the debt may not be fully repaid to the company.		
Trade and other receivables ageing analysis and impairment		
Gross amount		
Current	13,493.72	155.62
	<u>13,493.72</u>	<u>155.62</u>
Past due and impaired		
Current	-	-
	<u>-</u>	<u>-</u>
Past due and not impaired (days overdue)		
<30 days overdue	-	-
Current	-	-
	<u>-</u>	<u>-</u>

FINANCIAL STATEMENTS

Stewart House

ABN: 97 127 072 100

NOTES TO THE FINANCIAL STATEMENTS FOR THE YEAR ENDED 31 December 2010

	2010	2009
	\$	\$
31-60 days overdue	-	-
Current	-	-
61-90 days overdue	-	-
Current	-	-
<90 days overdue	-	-
Current	-	-
Within initial trade terms	-	-
Current	-	-

The company does not hold any financial assets whose terms have been renegotiated, but which would otherwise be past due or impaired.

7 Financial Assets

Current

TCU Investment	200,000.00	200,000.00
Macquarie Bank Investment	200,000.00	200,000.00
	<u>400,000.00</u>	<u>400,000.00</u>

8 Other Current Assets

Current

Prepayments	74,696.16	4,258.53
-------------	-----------	----------

9 Property, Plant and Equipment

LAND AND BUILDINGS

Freehold land at:

Independent Valuation	10,160,000.00	10,160,000.00
	<u>10,160,000.00</u>	<u>10,160,000.00</u>

Buildings at:

Independent valuation	4,824,206.50	4,780,000.00
Less accumulated depreciation	(306,896.83)	(216,291.67)
	<u>4,517,309.67</u>	<u>4,563,708.33</u>

Total land and buildings

14,677,309.67 14,723,708.33

PLANT AND EQUIPMENT

Plant and equipment

At cost	365,980.04	413,798.74
Accumulated depreciation	(248,651.51)	(275,781.23)
	<u>117,328.53</u>	<u>138,017.51</u>

Total property, plant and equipment

14,794,638.20 14,861,725.84

The value of the freehold land included above is based on the market value as determined by an independent valuer, but does not have regard to the covenant existing on the title governing restricted use of the land.

Movements in Carrying Amounts

Movement in the carrying amounts for each class of property, plant and equipment between the beginning and the end of the current financial year.

	Freehold Land	Buildings	Plant and Equipment	Leased Plant and Equipment	Total
	\$	\$	\$	\$	\$
Balance at 1 January 2009	10,160,000.00	4,653,208.40	167,370.33	-	14,980,578.73
Additions	-	-	8,069.55	-	8,069.55
Disposals	-	-	(1,968.52)	-	(1,968.52)
Depreciation expense	-	(89,500.00)	(35,453.85)	-	(124,953.85)
Balance at 31 December 2009	<u>10,160,000.00</u>	<u>4,563,708.40</u>	<u>138,017.51</u>	<u>-</u>	<u>14,861,725.91</u>
Additions	-	44,206.50	13,694.44	-	57,900.94
Disposals	-	-	(4,290.87)	-	(4,290.87)
Depreciation expenses	-	(90,605.23)	(30,092.55)	-	(120,697.78)
Carrying amount at 31 December 2010	<u>10,160,000.00</u>	<u>4,517,309.67</u>	<u>117,328.53</u>	<u>-</u>	<u>14,794,638.20</u>

FINANCIAL STATEMENTS

Stewart House

ABN: 97 127 072 100

DIRECTORS' DECLARATION

	2010	2009
	\$	\$
10 Intangible Assets		
Formation expenses at cost	15,627.80	15,627.80
Total	<u>15,627.80</u>	<u>15,627.80</u>
Reconciliation of formation expenses		
Formation expenses at cost	15,627.80	15,627.80
Closing carrying value at 31 December 2010	<u>15,627.80</u>	<u>15,627.80</u>
11 Trade and Other Payables		
Current		
Trade Creditors	40,992.70	35,089.84
Accrued Expenses	9,575.00	9,000.00
	<u>50,567.70</u>	<u>44,089.84</u>
12 Provisions		
Provision for Holiday Pay	22,417.43	25,653.16
Provision for Long Service Leave	254,117.66	262,351.44
Total Provisions	<u>276,535.09</u>	<u>288,004.60</u>
Analysis of Total Provisions		
Current	22,417.43	25,653.16
Non-current	254,117.66	262,351.44
	<u>276,535.09</u>	<u>288,004.60</u>
13 Endowment in Perpetuity		
Endowment in Perpetuity	<u>234,000.00</u>	<u>234,000.00</u>
14 Reserves		
Asset Revaluation Reserve		
The asset revaluation reserve records the revaluation of non-current assets		
15 Retained Earnings		
Retained earnings at the beginning of the financial year	1,349,422.28	1,342,587.77
Net surplus (net loss) attributable to the entity	73,439.27	6,834.51
Retained earnings at the end of the financial year	<u>1,422,861.55</u>	<u>1,349,422.28</u>
16 Cash Flow Information		
Reconciliation of cash flow from operations with surplus		
Surplus	73,439.27	6,834.51
Non-cash flows in surplus		
Depreciation	120,697.78	124,954.00
(Profit)/Loss on sale of equipment	4,290.81	1,969.00
Changes in assets and liabilities, net of the effects of purchase and disposal of subsidiaries		
(Increase)/Decrease in Trade Debtors	(13,032.00)	9,909.00
Increase/(Decrease) in Trade Creditors	6,431.00	8,832.00
Increase/(Decrease) in Employee Entitlements	(11,470.00)	32,167.00
Increase/(Decrease) in GST	(306.00)	8.00
(Increase)/Decrease in Prepayments	(70,437.00)	(4,259.00)
	<u>109,613.86</u>	<u>180,414.51</u>

INDEPENDENT AUDITORS' REPORT TO THE MEMBERS OF STEWART HOUSE

	2010	2009
	\$	\$
17 Financial Risk Management		
The company's financial instruments consist mainly of deposits with banks, local money market instruments, short-term investments, accounts receivable and payable, loans to and from subsidiaries, bills and leases. The totals for each category of financial instruments, measured in accordance with AASB 139 as detailed in the accounting policies to these financial statements are as follows:		
Financial Assets		
Cash and cash equivalents	275,324.92	223,565.39
Investments	400,000.00	400,000.00
Total Financial Assets	<u>675,324.92</u>	<u>623,565.39</u>

Financial Risk Management Policies

The directors' overall risk management strategy seeks to assist the company in meeting its financial targets, whilst minimising potential adverse effects on financial performance.

Risk management policies are approved and reviewed by the Board of Directors on a regular basis. These included the credit risk policies and future cash flow requirements.

The main purpose of non-derivative financial instruments is to raise finance for company operations.

The company does not have any derivative instruments at 31 December 2010.

Net Fair Values

The fair values of financial assets and financial liabilities are presented in the following table and can be compared to their carrying values as presented in the statement of financial position. Fair values are those amounts at which an asset could be exchanged, or a liability settled, between knowledgeable, willing parties in an arm's length transaction.

Fair values derived may be based on information that is estimated or subject to judgment, where changes in assumptions may have a material impact on the amounts estimated. Areas of judgment and the assumptions have been detailed below. Where possible, valuation information used to calculate fair value is extracted from the market, with more reliable information available from markets that are actively traded. In this regard, fair values for listed securities are obtained from quoted market bid prices. Where securities are unlisted and no market quotes are available, fair value is obtained using discounted cash flow analysis and other valuation techniques commonly used by market participants.

Financial Assets	2010		2009	
	Carrying Amount	Net Fair Value	Carrying Amount	Net Fair Value
	\$	\$	\$	\$
Cash and cash equivalents	275,325	-	223,565	-
Investments	400,000	-	400,000	-
Total Financial Assets	<u>675,325</u>	<u>-</u>	<u>623,565</u>	<u>-</u>

18 Company Details

The registered office of the company is:

Stewart House
45 Carrington Parade
CURL CURL NSW 2096

The principal place of business is:

Corner Batho Road & Wyadra Avenue
FRESHWATER NSW 2096

19 Segment Reporting

The entity operates in one business and geographical segment, being the provision of educational assistance in NSW.

20 Members' Guarantee

The entity is incorporated under the Corporations Act 2001 and is an entity limited by guarantee. If the entity is wound up the constitution states that each member is required to contribute a maximum of \$10 each towards meeting any outstandings and obligations of the entity. At 30 June 2010 the number of members was 6.

FINANCIAL STATEMENTS

Stewart House

ABN: 97 127 072 100

PROFIT AND LOSS STATEMENT FOR YEAR ENDED 31 December 2010

	2010	2009
	\$	\$
21 Charitable Fundraising Act 1991 disclosure		
(a) Fundraising appeals conducted during the period Fundraising appeals conducted during the period consisted of direct marketing of the charity to members of the public and selected corporate and government organisations.		
(b) Details of aggregate gross income and total expenses of fundraising activities		
Gross proceeds	2,150,698	2,059,536
Less : Total costs	198,575	217,045
Net surplus from fundraising activities	1,952,123	1,842,491
(c) Statement showing how funds received were applied to Charitable Purposes		
Net surplus from fundraising activities	1,952,123	1,842,491
Other income	406,331	352,627
Expenditure on direct services	(2,187,502)	(2,088,663)
Expenditure on indirect services	(97,466)	(99,620)
Surplus/(shortfall)	(73,486)	(6,835)
(d) Comparisons by monetary figures and percentages		
2010		
Total cost of fundraising/gross income from fundraising	198,574/2,150,698	9%
Net surplus from fundraising/gross income from fundraising	1,952,123/2,150,698	91%
Total costs of direct services/total expenditure	2,187,502/2,483,543	88%
Total costs of direct services/total income received	2,187,502/2,557,029	86%
2009		
Total cost of fundraising/gross income from fundraising	217,045/2,059,536	11%
Net surplus from fundraising/gross income from fundraising	1,842,491/2,059,536	89%
Total costs of direct services/total expenditure	2,088,863/2,405,529	87%
Total costs of direct services/total income received	2,088,863/2,412,163	87%

DIRECTORS' DECLARATION

The directors of the company declare that:

- The financial statements and notes, as set out on pages 1 to 21, are in accordance with the Corporations Act 2001 and:
 - comply with Accounting Standards; and
 - give a true and fair view of the financial position as at 31 December 2010 and of the performance for the year ended on that date of the company.
- In the directors' opinion there are reasonable grounds to believe that the company will be able to pay its debts as and when they become due and payable.

This declaration is made in accordance with a resolution of the Board of Directors.

Ms Pamela Pritchard
Director, Stewart House

Mr Norman Newbon
Director, Stewart House

Dated 14th day of February 2011

Dated 14th day of February 2011

Stewart House

ABN: 97 127 072 100

DIRECTORS' DECLARATION

DECLARATION BY DIRECTORS IN RESPECT OF FUNDRAISING APPEALS

In the opinion of the directors of Stewart House:

(a) The accompanying statement of comprehensive income is drawn up so as to give a true and fair view of income and expenditure of the company for the year ended 31 December 2010, and a true and fair view with respect to fundraising appeals;

(b) The accompanying statement of financial position is drawn up so as to give a true and fair view of the company as at 31 December 2010, and in respect to fundraising appeals;

(c) There are reasonable grounds to believe the company will be able to pay its debts as and when they become due and payable;

(d) The provisions of the Charitable Fundraising Act 1991 and the regulations under that Act and the conditions attached to the authority holder have been complied with; and

(e) The internal controls exercised by the company are appropriate and effective in accounting for income and expenditure for the year ended 31 December 2010.

Signed in accordance with a resolution of the Board of Directors.

Ms Pamela Pritchard
Director, Stewart House

Mr Norman Newbon
Director, Stewart House

Dated 14th day of February 2011

Dated 14th day of February 2011

FINANCIAL STATEMENTS

Stewart House

ABN: 97 127 072 100

INDEPENDENT AUDITOR'S REPORT TO THE MEMBERS OF STEWART HOUSE

Report on the Financial Report

We have audited the accompanying financial report of Stewart House which comprises the statement of financial position as at 31 December 2010 and the statement of comprehensive income, statement of changes in equity and statement of cash flows for the year ended on that date, a summary of significant accounting policies, other explanatory notes and the directors' declaration.

Directors' Responsibility for the Financial Report

The directors of the company are responsible for the preparation and fair presentation of the financial report in accordance with Australian Accounting Standards (including Australian Accounting Interpretations) and the Corporations Act 2001. This responsibility includes designing, implementing and maintaining internal control relevant to the preparation and fair presentation of the financial report that is free from material misstatement, whether due to fraud or error; selecting and applying appropriate accounting policies; and making accounting estimates that are reasonable in the circumstances. In Note 1, the directors also state, in accordance with Accounting Standard AASB 101: "Presentation of Financial Statements", that compliance with the Australian equivalents to International Financial Reporting Standards (IFRS) ensures that the financial report, comprising the financial statements and notes, complies with IFRS.

Auditors' Responsibility

Our responsibility is to express an opinion on the financial report based on our audit. We conducted our audit in accordance with Australian Auditing Standards. These Auditing Standards require that we comply with relevant ethical requirements relating to audit engagements and plan and perform the audit to obtain reasonable assurance whether the financial report is free from material misstatement.

An audit involves performing procedures to obtain audit evidence about the amounts and disclosures in the financial report. The procedures selected depend on the auditors' judgment, including the assessment of the risks of material misstatement of the financial report, whether due to fraud or error. In making those risk assessments, the auditors consider internal control relevant to the entity's preparation and fair presentation of the financial report in order to design audit procedures that are appropriate in the circumstances, but not for the purpose of expressing an opinion on the effectiveness of the entity's internal control. An audit also includes evaluating the appropriateness of accounting policies used and the reasonableness of accounting estimates made by the directors, as well as evaluating the overall presentation of the financial report.

We believe that the audit evidence we have obtained is sufficient and appropriate to provide a basis for our audit opinion.

Independence

In conducting our audit, we have complied with the independence requirements of the Corporations Act 2001. We confirm that the independence declaration required by the Corporations Act 2001, provided to the directors of Stewart House, would be in the same terms if provided to the directors as at the date of this auditors' report.

Auditors' Opinion

In our opinion:

- (a) the financial report of Stewart House is in accordance with the Corporations Act 2001, including:
 - (i) giving a true and fair view of the company's financial position as at 31 December 2010 and of its performance for the year ended on that date; and
 - (ii) complying with Australian Accounting Standards (including Australian Accounting Interpretations) to the extent described in Note 1 and the Corporations Regulations 2001.
- (b) The financial report also complies with International Financial Reporting Standards as disclosed in Note 1.

Name of Firm: Gauld Tulloch Bove
Chartered Accountants

Name of Partner: Robert G. Tulloch

Address: Level 3, 71-73 Archer Street, Chatswood NSW 2067

Dated: 7th day of February 2011

FINANCIAL STATEMENTS

Stewart House

ABN: 97 127 072 100

DISCLAIMER TO STEWART HOUSE ABN: 97 127 072 100

The additional financial data presented hereafter is in accordance with the books and records of the company which have been subjected to the auditing procedures applied in our audit of the company for the financial year ended 31 December 2010. It will be appreciated that our audit did not cover all details of the additional financial data. Accordingly we do not express an opinion on such financial data and we give no warranty of accuracy or reliability in respect of the data provided. Neither the firm nor any member or employee of the firm undertakes responsibility in any way whatsoever to any person (other than Stewart House) in respect of the data, including any errors or omissions therein however caused.

Gauld Tulloch Bove
Chartered Accountants
Suite 301, Level 3, 71-73 Archer Street, CHATSWOOD NSW 2067.

Robert G Tulloch
Partner
Dated: 7th day of February 2011

PROFIT AND LOSS STATEMENT FOR THE YEAR ENDED 31 DECEMBER 2010

	2010	2009		2010	2009
	\$	\$		\$	\$
INCOME			EXPENSES		
Donations - Schools	415,855.94	418,336.61	Accountancy	2,500.00	2,500.00
Donations - Salary Contribution	879,695.51	881,846.82	Advertising & Promotion	8,453.54	1,433.27
Donations - General	976,628.62	876,326.94	Auditors Remuneration - Fees	9,575.00	13,700.00
Functions and Events	151,733.90	83,025.79	Bank Charges	1,762.26	1,223.98
Interest Received	23,042.30	19,849.35	Computer Expenses	7,963.17	5,247.59
	<u>2,446,956.27</u>	<u>2,279,385.51</u>	Consultants Fees	-	7,206.60
			Depreciation	120,697.78	124,953.85
OTHER INCOME			Electricity and Gas	20,126.93	17,968.93
Sundry Income	2,639.03	22,170.10	Excursions and Health	9,950.49	17,565.44
Gross profit from rental operations	107,433.86	110,807.55	Filing Fees	80.00	310.00
	<u>110,072.89</u>	<u>132,977.65</u>	Food Supplies	151,458.05	152,533.22
	<u>2,557,029.16</u>	<u>2,412,363.16</u>	Fundraising Expenses	79,337.48	135,443.20
			Holiday Pay Provision	(3,235.73)	(2,010.45)
			Incentives - Awards / Trophies	3,520.54	2,471.64
			Insurance - General	23,242.46	36,534.10
			Insurance - Workers Comp	50,839.03	51,089.21
			Loss on Disposal of Assets	4,290.81	1,968.52
			Long Service Leave Provision	(8,233.78)	34,177.53
			Motor Vehicle Expenses	146,801.01	120,729.27
			Payroll Expenses	7,495.53	7,783.38
			Postage	7,120.60	8,933.78
			Printing & Stationery	33,658.89	9,657.04
			Rates	13,615.26	9,903.96
			Rental Property Expenses	9,461.22	11,575.13
			Repairs & Maintenance	68,123.20	69,358.28
			Salaries	1,552,950.87	1,431,661.70
			Staff Training	7,954.59	1,344.55
			Subscriptions	227.86	414.64
			Superannuation	129,838.29	111,631.68
			Telephone	10,241.50	6,832.17
			Travelling Expenses	4,084.34	979.03
			Waste Disposal	9,039.61	8,023.36
			Website Expenses	649.09	2,384.05
				<u>2,483,589.89</u>	<u>2,405,528.65</u>
			Surplus	73,439.27	6,834.51

DONATIONS

BEQUESTS (>200)	
In Memory of John Sauer	\$ 782
In Memory of Cynthia Fernandes	\$ 150,000

EVENT SPONSORSHIP (>200)	
BigWire	\$ 1,000
Broadlex Cleaning	\$ 1,000
David Thorn NAB	\$ 1,000
Menzies Property Services	\$ 1,000
Merrill Lynch	\$ 2,000
Moss Capital	\$ 1,000
NSW Education and Training	\$ 2,000
NSW Teachers Federation	\$ 2,000
Teachers Credit Union	\$ 1,000
The Trust Company	\$ 1,000

CORPORATIONS AND ORGANISATIONS (>200)	
ANZ Staff Foundation	\$ 4,704
Australian School Canteen Association	\$ 15,000
Bank of America Merrill Lynch	\$ 70,500
Blackmores Limited	\$ 935
Brookfield Multiplex Services Pty	\$ 450
Christmas Fundraising Manly Hotels	\$ 18,252
Commercial Credit Services Pty Ltd	\$ 250
Coopers Brewery Foundation Inc.	\$ 11,760
Count Charitable Foundation	\$ 10,000
Dee Why RSL Club	\$ 5,640
Dick Smith Investments Pty Ltd	\$ 1,000
Forestville RSL Club	\$ 2,980
Freshwater Fishes	\$ 3,955
GE Capital	\$ 1,448
Globex Foreign Exchange Corporation	\$ 1,000
Harbord Beach Hotel	\$ 6,300
Harbord Bowling & Recreation Club	\$ 767
Harbord Diggers Mounties Group	\$ 2,900
Harper Collins Publishing Australia	\$ 2,000
Huon Park Handcraft Group	\$ 500
ING Foundation	\$ 11,760
Johnson & Johnson Pty Ltd	\$ 1,262
Knitters Guild Northern Group	\$ 1,650
Layne Beachley Corporation	\$ 5,000
Lions Club of Balgowlah Inc	\$ 500
Lions Club of Berowra	\$ 1,000
Lions Club of Manly	\$ 2,000
Lions Club of Pittwater	\$ 250
Masonic Association - Canberra Districts	\$ 418
Masonic Association - Region 6	\$ 600
Numeric Eight	\$ 500
Optus Administration Pty Ltd	\$ 4,704
Platinum Freight Management Pty Ltd	\$ 500
Roche Products Pty Ltd	\$ 3,115
Rotary Club of Bankstown	\$ 1,000
Rotary Club of Breakfast Point	\$ 2,000
Rotary Club of Carlingford Inc	\$ 3,528
Rotary Club of Manly Sunrise	\$ 9,939
Rotary Club of Turramurra	\$ 2,000
Schwartz Foundation Pty Ltd	\$ 10,000
Smith Family	\$ 15,302
Soroptimist Club of Manly	\$ 700
Sydney Water Corporation	\$ 4,000
Teachers Credit Union	\$ 37,210
The Bridgewater Foundation	\$ 600
The Marian & EH Flack Trust	\$ 11,760
The School Photographer	\$ 7,000
The Shane Warne Foundation	\$ 23,520
The Teachers Club Ltd (In Liquidation)	\$ 52,895
Tom Kerr Auto Centre	\$ 12,000
TravelWorld Tamworth	\$ 500
Trust Company Limited	\$ 28,360
Vodafone Foundation	\$ 4,234
Warringah Council	\$ 5,693
Wisemans Ferry Womens Bowling Club	\$ 3,000

SCHOOL FESTIVALS (>200)	
Northern Beaches Dance Festival	\$ 1,000
Bondi Showcase	\$ 5,500
Sutherland Shire Schools Music Festival	\$ 10,000

RECURRENT CONTRIBUTORS (>200)	
Public Education Salary Scheme	\$ 854,565
ACT Salary Contribution Scheme	\$ 2,783
Police Salary Contributions	\$ 9,161

STAKEHOLDER SUPPORT (>200)	
Albury Primary Principals	\$ 1,632
ARISSEA	\$ 3,420
Armidaale Teachers College Reunion	\$ 200
Australian Education Union - ACT	\$ 500
Bathurst Teachers College 1959-60	\$ 213
Blacktown District Primary Principals	\$ 755
Blacktown Learning Community	\$ 1,657
Broken Hill District Primary Principals	\$ 1,088
Campbelltown District Primary Principals	\$ 435
Combined Districts Principals Association	\$ 1,200
Cumberland, The Hills and Nimba Principals	\$ 696
Department of Education & Training - ACT	\$ 540
Friends of Stewart House	\$ 5,000
Gosford Teachers Association	\$ 521
Granville District Primary Principals	\$ 400
Hawkesbury SASS Network Group	\$ 333
Hunter Combined Principals Conference	\$ 437
Illawarra/SE SASS Reference Group	\$ 1,100
North Coast Primary Principals Council	\$ 709
NSW Deputy Principals Network	\$ 4,072
NSW Education and Training	\$ 205,543
NSW Primary Principals Association	\$ 2,000
NSW Retired Teachers Association	\$ 2,400
NSW Teachers Federation	\$ 12,696
Parramatta Principals Association	\$ 837
Primary Principals Northern Beaches	\$ 376
Queanbeyan Primary Principals Association	\$ 610
Retired Illawarra Principals & Educational Leaders	\$ 240
Riverina Primary & Secondary Principals	\$ 1,027
Ryde District Primary Principals Association	\$ 554
Shellharbour/Wollongong District Principals	\$ 344
South East Illawarra Principals Conference	\$ 1,830
South Western Sydney Primary Principals	\$ 864
Sutherland Combined Principals	\$ 1,126
Sydney South West School Sports Association	\$ 550
TAFE NSW	\$ 665
Upper Cumberland Learning Community	\$ 611
Wagga Wagga District Primary Principals Council	\$ 320
Walcha Teachers Association	\$ 200
Western Area Combined Principals	\$ 1,125
Western NSW Region Teachers Conference	\$ 1,266
Western Region Principals	\$ 2,117
Western Sydney Primary Principals	\$ 1,616



PERSONAL DONATIONS (>\$200)					
Abbey	F	\$274	Barrie	N	\$615
Ackerman	M	\$260	Barsley	D	\$260
Ackland	H	\$260	Barsley	P	\$260
Adams	Y	\$274	Bartlett	D	\$208
Adams	M	\$270	Bartley	B	\$500
Adams	J	\$260	Barton	S	\$274
Addesso	R	\$219	Barton	H	\$260
Afzali	S	\$229	Barwick	L	\$600
Agland	N	\$547	Baseley	J	\$250
Alexander	K	\$650	Bateman	D	\$260
Alfred	T	\$208	Batey	P	\$1,300
Allen	G	\$300	Bath	J	\$260
Almond	S	\$260	Batten	N	\$260
Alterator	C	\$270	Baxter	I	\$260
Ambrose	S	\$260	Baxter	C	\$260
Amery	M	\$260	Baxter	G	\$260
Anderson	L	\$520	Baxter	H	\$260
Anderson	R	\$270	Beacham	L	\$264
Anderson	G	\$260	Bearman	B	\$520
Anemaat	D	\$270	Beasley	I	\$225
Angell	L	\$219	Beasley	F	\$260
Appleton	J	\$270	Belgre	I	\$260
Archinal	F	\$208	Beltran	C	\$260
Arena	C	\$260	Bennett	S	\$260
Armstead	S	\$221	Bennett	S	\$211
Armstrong	L	1,500	Bentham	P	\$260
Armstrong	R	\$260	Berg	M	\$260
Armstrong	W	\$260	Bertalli	BA	\$520
Armstrong	J	\$211	Bertram	A	\$547
Arnold	B	\$520	Bett	S	\$270
Ashby	R	\$260	Bettison	K	\$260
Ashmore	E	\$360	Binns	J	\$274
Ashwell	D	\$208	Bird	L	\$260
Atfield	L	\$270	Bishop	J	\$520
Atkins	G	\$390	Bishop	L	\$260
Atkins	L	\$274	Blackwell	D	\$270
Atkins	D	\$260	Blakemore	L	\$260
Atkinson	C	\$520	Blevins	JM	\$260
Atkinson	C	\$520	Blinkhorne	J	\$1,000
Attwooll	J	\$270	Bloomfield	J	\$260
Auhl	A	\$260	Blundell	G	\$626
Austen	R	\$600	Bocxe	C	\$260
Austin	B	\$260	Boileau-Little	D	\$260
Avery	C	\$260	Bond	A	\$260
Azzopardi	G	\$260	Bond	S	\$260
Backhouse	M	\$274	Bool	C	\$274
Bacon	G	\$520	Bourke	S	\$260
Badham	M	\$260	Bourke	N	\$260
Badman	R	\$260	Bourne	A	\$270
Bagot	MP	\$520	Bowmer	A	\$260
Bailey	K	\$260	Boyd	K	\$405
Baines	J	\$260	Boyles	C	\$260
Baker	C	\$260	Brabek	M	\$260
Baker	G	\$260	Bradley	W	\$390
Baker	J	\$260	Bradley	J	\$274
Bakker	K	\$213	Bradwell	L	\$260
Ball	C	\$520	Brand	K	\$240
Ball	W	\$260	Brandon	K	\$270
Ball	R	\$219	Breakspear	V	\$274
Ballard	B	\$260	Bredin	R	\$208
Bamford	L	\$260	Brian	D	\$260
Banfield	S	\$270	Brice	LI	\$260
Bannon	P	\$260	Bridge	M	\$264
Barnes	F	\$260	Briefrel	R	\$390
Barnes	T	\$260	Brock	S	\$219
Barnes	C	\$259	Brockington	EH	\$200
Barnett	S	\$208	Broderick	A	\$260
Barrett		\$240	Brooker	C	\$260

PERSONAL DONATIONS (>\$200)				
Brown	E	\$220	Charters	D \$405
Brown	RL	\$260	Cheal	M \$270
Brown	R	\$390	Check	V \$260
Brown	R	\$369	Cheek	J \$200
Brown	L	\$260	Chisholm	J \$520
Brown	P	\$260	Christian	R \$260
Brown	C	\$260	Church	C \$331
Brown	P	\$208	Clancy	J \$260
Browne	B	\$200	Clare	C \$270
Bryant	T	\$260	Clark	P \$520
Bryant	S	\$260	Clark	T \$312
Bryant	L	\$208	Clark	C \$274
Bryce	R	\$260	Clark	J \$270
Buchanan	S	\$274	Clark	S \$260
Buckley	BW	\$220	Clarke	RB \$312
Buckman	V	\$260	Clarke	L \$520
Buckton	S	\$260	Clarke	C \$260
Buhler	J	\$260	Clarke	M \$260
Bull	P	\$260	Clarkson	L \$260
Bullen	M	\$260	Clarkson	T \$208
Bullock	P	\$260	Clatworthy	C \$270
Burke	C	\$208	Cleal	B \$405
Burnard	M	\$264	Cliff	C \$260
Burt	R	\$650	Clissold	S \$260
Buskell	B	\$260	Clune	D \$208
Butland	L	\$476	Cochrane	R \$260
Butler	S	\$260	Cohen	JL \$600
Butler	D	\$260	Colee	R \$260
Butler	A	\$260	Coleman	K \$270
Butler	M	\$208	Coleman	K \$208
Buttenshaw	D	\$219	Collier	J \$260
Byers	D	\$224	Collings	C \$260
Byrne	T	\$409	Collins	J \$260
Byrnes	D	\$520	Colquhoun	H \$780
Cabale	J	\$219	Colwell	F \$441
Calder	T	\$260	Connell	L \$260
Callow	M	\$390	Conolly	L \$1,056
Cameron	J	\$260	Conroy	F \$260
Cameron	S	\$260	Conroy	F \$284
Campbell	KAKKE	\$240	Conroy	D \$260
Campbell	G	\$260	Conry	A \$260
Campisi	R	\$528	Convy	K \$480
Cant	K	\$260	Coogan	I \$260
Cao	K	\$274	Cook	C \$200
Carey	M	\$260	Cook	B \$260
Carlson		\$300	Cook	M \$208
Carney	K	\$260	Cook	A \$208
Carpenter	D	\$520	Coolican	H \$390
Carratt	S	\$260	Cooper	M \$540
Carratt	D	\$260	Cooper	S \$260
Carter	J	\$520	Cootes	S \$260
Casey	C	\$520	Corke	DJ \$300
Casey	B	\$260	Cormie	K \$260
Catallo	AS	\$260	Corney	P \$780
Cavallo	D	\$260	Costello	M \$260
Cavanagh	S	\$260	Cotter	M \$236
Cavenagh	J	\$260	Coustas	K \$260
Caves	R	\$260	Coutts-Trotter	M \$1,040
Cawsey	C	\$780	Cowles	A \$260
Chad	S	\$260	Cox	H \$547
Chan	J	\$520	Coyle	J \$260
Channells	L	\$520	Craven	R \$260
Chapman	M	\$820	Crawley	J \$260
Chapman	B	\$260	Crayn	M \$260
Chapman	A	\$260	Cree	D \$520
Chapman	S	\$260	Creighton	D \$270
Chapman	R	\$208	Crick	C \$260
Charlton	A	\$248	Croker	A \$260

PERSONAL DONATIONS (>\$200)				
Cronshaw	D	\$520	Doyle	K \$260
Crowe	A	\$260	Drayton	E \$260
Crowe	D	\$201	Drinan	M \$274
Crowthier	B	\$208	Drinnan	L \$260
Cullen	R	\$264	Duffy	K \$260
Cullen	S	\$262	Duncan	S \$219
Cullen	L	\$260	Dunford	R \$270
Curran	R	\$260	Dunk	J \$260
Currie	G&B	\$250	Dunkerley	R \$260
Currie	R	\$260	Dunkerley	R \$260
Curry	J	\$405	Dunlop	E \$208
Dadour	V	\$270	Dunlop	D \$208
Daley	I	\$270	Dunn	D \$260
Dalla Vecchia	S	\$260	Dunn	B \$260
Daly	R	\$540	Duncombe	K \$260
Daly	L	\$208	Durie	K \$260
Darby	E	\$500	Dwyer	H \$270
Dargaville	C	\$260	Dwyer	F \$236
Dargaville	J	\$208	Eastment	J \$270
Darmody	A	\$520	Eather	D \$212
Das Neves	M	\$208	Ehrill	JM \$360
Davidson	J	\$260	Ecclestone	S \$260
Davidson	B	\$209	Edsall	SM \$260
Davis	G	\$350	Edsall	NE \$520
Davis	K	\$520	Edwards	J \$1,680
Davis	B	\$260	Edwards	C \$270
Davis	V	\$260	Edwards	G \$260
Davis-Catterall	M	\$260	Eggins	D \$390
Davison-Mowle	D	\$270	Eggins	M \$260
Dawes	R	\$540	Elia	D \$520
Dawson	A	\$208	Elliott	B \$260
Day	J	\$260	Elliott	R \$260
De Closey	J	\$390	Ellis	K \$260
De Fraine	W	\$260	Ellison	L \$260
De Reuver	A	\$260	Ernststeins	K \$260
Dean	F	\$270	Ervine	D \$260
Dean	W	\$260	Evans	L \$260
Deasey	G	\$208	Evans	J \$260
Dennis	C	\$260	Evans	J \$260
Dent	M	\$260	Everett	M \$250
Dernee	G	\$390	Evernden	K \$260
Devitt	D	\$260	Ezzy	J \$260
Dezman	B	\$260	Fahey	A \$216
Di Maio	U	\$260	Fakes	S \$260
Di Ramio	G	\$260	Falconer	M \$264
Di Salvia	L	\$548	Farrow	C \$260
Diamond	L	\$208	Faulkner	K \$260
Dickinson	G	\$405	Faulks	C \$235
Dickson	S	\$274	Fay	J \$260
Dike	B	\$260	Fellows	D \$219
Dill	B	\$274	Fenn	K \$219
Dingle	L	\$264	Ferguson	L \$260
Dione	M	\$260	Field	W \$270
Dixon	J	\$260	Figg	G \$260
Dixon	D	\$390	Fillingham	S \$274
Dixon	K	\$260	Finnane	P \$274
Dobner	M	\$260	Fisher	S \$274
Docksey	J	\$260	Fisher	S \$260
Doggett	A	\$264	Fishlock	K \$260
Doherty	N	\$520	Fitzalan	S \$219
Doherty	J	\$260	Fitzgerald	A \$264
Donnelly	J	\$520	Fitzsimmons	J \$260
Donovan	WR	\$260	Flegg	L \$260
Dooley	E	\$270	Fleming	J \$330
Doppler	L	\$390	Fleming	J \$2,030
Dorrian	W	\$264	Fletcher	J \$270
Douglas	D	\$260	Floyd	M \$405
Douglas	K	\$249	Floyd	J \$270

PERSONAL DONATIONS (>\$200)				
Flynn	M	\$260	Graham	L \$440
Fogarty	D	\$260	Graham	P \$274
Fogerty	MC	\$260	Graham	R \$610
Foggett	A	\$200	Granger	C \$307
Follan	G	\$1,860	Grant	M \$520
Follan	G	\$260	Grant	K \$260
Forbes	C	\$219	Grant	R \$260
Forbes	P	\$208	Gray	P \$260
Ford	V	\$405	Gray	P \$260
Ford	G	\$260	Greaves	J \$219
Ford	R	\$260	Greenaway	V \$211
Foreman	A	\$260	Grguric	P \$260
Forman	K	\$260	Griffith	K \$520
Fotheringham	R	\$260	Grills	G \$260
Fox	P	\$520	Grimshaw	J \$390
Foy	A	\$208	Grose	D \$219
Frederick	P	\$520	Guild	S \$260
Friend	W	\$270	Gunn	EH \$240
Frost	P	\$200	Gunn	S \$260
Frost	M	\$260	Guthrie	E \$200
Fuller	S	\$260	Guy	G \$260
Fuller	L	\$260	Guy	A \$248
Furey	C	\$260	Guymer	B \$260
Gabriel	E	\$910	Gyimah	S \$270
Gailey	S	\$260	Hadid	S \$274
Gale	F	\$208	Hagan	L \$260
Gallagher	S	\$260	Hails	S \$260
Galton	J	\$270	Hain	J \$219
Gannon	S	\$260	Haines	H \$265
Gardner	J	\$260	Haley	L&D \$200
Garland	B	\$432	Halkidis	C \$1,320
Garland	L	\$529	Hall	P \$1,000
Garside	T	\$219	Hall	L \$260
Garvin	M	\$270	Hall	K \$211
Gately	S	\$792	Halpin	P \$260
Gee	N	\$222	Hamer	G \$270
George	W	\$270	Hanigan	P \$260
George	J	\$260	Hannon	D \$260
Gerard	D	\$260	Hardge	K \$274
Gerondis	L	\$1,095	Hardy	S \$520
Gianni	A	\$400	Harpham	I \$520
Gibbins	C	\$260	Harrex	R \$208
Gibson	M	\$260	Harris	JE \$200
Gielis	L	\$274	Harris	GW \$250
Giles	R	\$260	Harris	T \$331
Gilkison	J	\$270	Harris	K \$274
Gillett	V	\$270	Harris	R \$260
Gilmore	L	\$260	Harris	J \$208
Gittins	E	\$390	Harris	D \$208
Gjorseska	M	\$208	Harrison	M \$624
Glenn-Bland	P	\$260	Harrison	D \$225
Glover	C	\$260	Hart	K \$520
Goddard	J	\$260	Hartcher	J \$652
Godfrey	M	\$260	Harvey	R \$981
Golan	P	\$605	Harvey	S \$270
Goodsir	D	\$208	Haswell	A \$520
Goodwin	K	\$520	Hatzis	B \$1,389
Goodwin	D	\$260	Haug	P \$260
Gordon	J	\$520	Havord	L \$520
Gordon	G	\$270	Havord	R \$260
Gordon	J	\$208	Hayden	L \$248
Gorton	M	\$520	Hayes	M \$260
Gossip	H	\$260	Haynes	T \$208
Gow	J	\$520	Haywood	R \$405
Gow	S	\$260	Heath	LA \$240
Grace	A	\$360	Heinrich	J \$260
Graham	D	\$520	Hellams	C \$208
Graham	P	\$520	Henderson	K \$270

DONATIONS

PERSONAL DONATIONS (>\$200)		
Henderson	D	\$260
Hennessy	D	\$520
Hensley	M	\$270
Herbert	S	\$270
Herivel	J	\$270
Hermann	R	\$250
Herring	J	\$260
Hickson	M	\$260
Higginbottom	R	\$260
Higgs	K	\$274
Hill	S	\$250
Hillier	J	\$260
Hilt	S	\$260
Hines	D	\$260
Hitchenson	M	\$274
Ho	S	\$260
Hoade	G	\$260
Hobson	L	\$260
Hockings	N	\$260
Hodge	K	\$260
Hodges	K	\$270
Hodges	G	\$219
Hodson	P	\$1,300
Hoffmann	DJ	\$260
Hogan	T	\$390
Holden	J	\$520
Holden	C	\$260
Holden	M	\$219
Holley	R	\$260
Hollins	G	\$235
Holmes	C	\$260
Holmes	G	\$219
Holsgrove	C	\$260
Holt	C	\$520
Horan	M	\$270
Horne	D	\$230
Houston	C	\$260
Howard	B	\$650
Howard	P	\$260
Howe	K	\$240
Howell	L	\$270
Howes	P	\$274
Hows	J	\$260
Hudson	D	\$260
Hughes	D	\$260
Hughes	C	\$260
Hughes	L	\$260
Hughes	S	\$260
Hughes	R	\$260
Hume	T	\$260
Hunt	P	\$264
Hunt	N	\$260
Hunter	H	\$520
Hurford	L	\$260
Hutchins	B	\$520
Hutchins	M	\$260
Hutton	L	\$260
Hyde	G	\$260
Hyman	K	\$260
Ingle	I	\$208
Intihar	L	\$542
Irvine	H	\$219
Irwin	D	\$520
Isgro-Attwood	K	\$260
Isichei	D	\$260
Ivor	F	\$500
Jackson	K	\$260
Jackson	R	\$260
Jackson	K	\$260
Jackson	D	\$219
Jaeger	R	\$520
James	G	\$225
James	GR	\$260
Jansen	B	\$260
Jardim	J	\$248
Jeffery	C	\$264
Jenkins	H	\$390
Jennings	S	\$260
Jessup	T	\$270
Jocys	G	\$270
Johns	S	\$274
Johns	K	\$260
Johnson	E	\$300
Johnson	B	\$345
Johnson	GC	\$260
Johnson	M	\$520
Johnson	P	\$274
Johnson	S	\$219
Johnson	KA	\$260
Johnstone	C	\$264
Jones	B	\$262
Jones	N	\$260
Jones	T	\$260
Jones	S	\$216
Kaineder	A	\$274
Karadimas	O	\$260
Kaylock	E	\$240
Kearney	L	\$260
Keech	M	\$520
Kehagias	B	\$208
Keller	C	\$260
Kells	P	\$759
Kelly	H	\$528
Kelly	A	\$260
Kelly	K	\$260
Kelsey	H	\$405
Kemp	W	\$260
Kerr	LA	\$240
Kershaw	R	\$500
Keys	P	\$270
Kidd	DA	\$240
Kimber	D	\$260
King	G	\$548
King	K	\$260
King	D	\$260
King	S	\$260
King	D	\$246
Kingsford	J	\$260
Kirk	R	\$260
Kirk	H	\$260
Kitto	R	\$270
Klatt	J	\$264
Klein	A	\$240
Kline	B	\$260
Klinger	C	\$219
Knight	B	\$274
Knight	M	\$260
Knowles	K	\$240
Knox	S	\$260
Koberler	K	\$248
Kobier	J	\$240
Kokoviadis	G	\$260
Kolder-Wicks	I	1,000
Kosobowsky-Hughes	M	\$300
Kowalski	SR	\$325
Krause	J	\$307

PERSONAL DONATIONS (>\$200)		
Krishan	S	\$260
Kulmar	R	\$260
Kumarich	D	\$1,560
Kyle	F	\$520
Laird	S	\$300
Lalor	P	\$225
Lambert	M	\$260
Lambert	J	\$219
Lamble	T	\$780
Laming	S	\$509
Lampe	E	\$274
Lane	L	\$270
Lane	K	\$260
Langley	A	\$248
Langton	M	\$219
Lannigan	J	\$270
Larkman	C	\$520
Lasmanis	I	\$580
Launders	C	\$260
Lavelle	L	\$523
Lavis	M	\$270
Law	M	\$260
Lawrance	J	\$449
Lawrence	A	\$349
Lea'aetoa	L	\$250
Leader	H	\$260
Leahy	L	\$548
Lean	D	\$270
Learmont	L	\$270
Learmonth	J	\$271
Leask	K	\$270
Lee	G	\$355
Leek	V	\$810
Lehman	P	\$260
Leighton	J	\$680
Lemsing	C	\$355
Lennard	D	\$208
Leslie	R	\$263
Lewis	A	\$240
Lewis	D	\$650
Lewis	M	\$539
Lewis	R	\$260
Liang	P	\$390
Liddy	M	\$264
Lidster	J	\$219
Liessmann	J	\$286
Lilliss	A	\$270
Lindner	K	\$260
Lindsay	G	\$331
Lindsay	J	\$260
Linegar	D	\$260
Lineham	P	\$260
Litster	S	\$260
Littlejohn	L	\$260
Lloyd	R	\$260
Lloyd	S	\$260
Loader	MA	\$260
Lock	J	\$260
Lockrey	A	\$260
Long	D	\$260
Longworth	A	\$520
Lonnon	G	\$260
Lorrison	M	\$208
Loucos	K	\$270
Louison	S	\$260
Love	D	\$219
Lovell	JD	\$260
Lowe	D	\$260
Lowe	C	\$208
Lowe	S	\$208
Lucas	I	\$405
Ludwick	B	\$270
Lukas	J	\$260
Lumb	J	\$260
Lumsden	J	\$264
Lupton	P	\$260
Lupton	C	\$208
Lynch	J	\$260
Lyne	B	\$260
Lyons	J	\$390
Maack	E	\$390
Macey	K	\$307
Mack	K	\$324
Mackay	M	\$270
MacLaurin	F	\$260
MacMurray	C	\$211
Maddern	N	\$260
Maitre	F	\$650
Malcolm	M	\$270
Malcolm	N	\$260
Mallos	A	\$260
Mann	C	\$500
Manousaridis	R	\$270
Marden	S	\$260
Marien	M	\$260
Markus	F	\$500
Marriage	R	\$264
Marshall	SM	\$260
Marshall	C	\$1,513
Marshall	T	\$405
Marshall	J	\$390
Marten	DL	\$520
Martin	S	\$260
Martin	J	\$520
Martin	K	\$260
Mason	S	\$264
Mason	J	\$260
Matheson	D	\$270
Matthews	DJ	\$480
Mavromati	H	\$260
Maxwell	M	\$208
Mayne	J	\$540
McAlister	C	\$260
McAllister	L	\$270
McAndrew	D	\$260
McArthur	P	\$520
McCall	C	\$260
McCann	M	\$260
McCarthy	M	\$270
McCartney	T	\$260
McClelland	J	\$300
McClure	R	\$780
McCluskey	L	\$390
McCombie	P	\$260
McCoullough	A	\$260
McCourt	G	\$264
McCullagh-Dennis	M	\$390
McDiarmid	C	\$260
McDonald	R	\$400
McDonald	L	\$312
McDonald	I	\$260
McElroy	A	\$260
McEwan	M	\$264
McFarland	J	\$260
McGregor	R	\$628
McIntyre	E	\$260

PERSONAL DONATIONS (>\$200)		
McKaig	J	\$259
McKenzie	M	\$274
McKenzie	L	\$260
McKinlay	T	\$260
McLaughlin	L	\$780
McLean	A	\$274
McLean	J	\$260
McLintock	E	\$230
McLoughlin	F	\$400
McMahon	S	\$1,040
McNally		\$400
McNamara	C	\$520
McNeilly	R	\$274
McNiven	J	\$208
McQueen	S	\$260
McShane	L	\$260
McTeigue	M	\$528
Mealing	L	\$208
Mee	A	\$520
Meehan	C	\$261
Mendyk	S	\$547
Merrick	S	\$260
Meyers	S	\$216
Micallef	C	\$260
Michell	G	\$312
Miland	MD	\$500
Mildenhall	M	\$356
Miller	J	\$270
Mills	C	\$260
Mills	G	\$260
Milne	D	\$390
Mitchell	D	\$260
Mitchell	P	\$260
Mitchell	B	\$208
Mobbs	K	\$211
Moller	TJ	\$750
Moller	M	\$260
Monin	R	\$540
Moodley	P	\$260
Moore	R	\$405
Moore	C	\$260
Mootz	S	\$260
Morgan	K	\$260
Morrison	M	\$780
Morrow	I	\$520
Mostert	J	\$201
Mouahbi	N	\$219
Mozayani	V	\$260
Mudge	C	\$2,010
Muir	W	\$360
Mules	R	\$270
Mullane	M	\$260
Muller	J	\$234
Mullin	J	\$260
Munday	K	\$274
Munro	S	\$270
Munro	N	\$260
Murarotto	N	\$260
Murdoch	K	\$260
Murray	M	\$270
Murray	J	\$260
Myers	J	\$274
Nair	S	\$2,836
Naisby	S	\$260
Naqase	S	\$547
Nastatos	P	\$520
Naylor-Solman	K	\$390
Ndegwa	B	\$219
Neal	F	\$1,200
Neech	V	\$260
Nelson	L	\$405
Nelson	R	\$262
Nelson	C	\$260
Nethery	B	\$520
Newbery	S	\$260
Newbold	D	\$260
Newbon	N	\$2,150
Nguyen	T	\$208
Nibbs	G	\$270
Nicholls	P	\$260
Nicholls	N	\$203
Nichols	C	\$260
Nicholson	J	\$390
Nielsen	F	\$390
Nix	C	\$270
Noble	J	\$260
Nolan	L	\$200
Norman	R	\$520
Norris	G	\$260
Norton	W	\$260
Nowlan	A	\$520
O'Brien	S	\$780
O'Brien	T	\$260
O'Brien	J	\$260
O'bryan	J	\$325
O'Connell	M	\$260
O'Connor	R	\$270
O'Connor	F	\$260
O'Dea	J	\$260
O'Dowd	N	\$540
O'Driscoll	M	\$264
Ofner	P	\$219
O'Grady	GR	\$530
O'Hara	E	\$520
Olsen	J	\$260
O'Meara	B	\$211
O'Neill	A	\$590
O'Neill	D	\$260
O'Riley	J	\$260
O'Rourke	V	\$520
Osborne	CA	\$260
O'Shea	R	\$260
O'Shea	R	\$260
O'Shea	M	\$208
O'Sullivan	J	\$260
Packer	D	\$261
Palmer	K	\$260
Palmer-Creek	N	\$264
Panucci	J	\$347
Parfett	A	\$219
Park	K	\$274
Parker	C	\$260
Parnaby	G	\$520
Parnaby	I	\$390
Parsons	A	\$260
Parsons	H	\$260
Parsons	A	\$260
Partland	J	\$208
Partridge	A	\$260
Partridge	P	\$520
Partridge	A	\$225
Paterson	V	\$260
Patterson	D	\$260
Patterson	C	\$260
Paul	L	\$260
Paul	J	\$329

PERSONAL DONATIONS (>\$200)

Pavlou	A	\$270		
Payne	C	\$208	Rieper	M \$200
Peagram	J	\$675	Riethmuller	G \$520
Pearson	A	\$260	Riley	B \$567
Pecar	B	\$400	Riley	R \$260
Pedlow	L	\$360	Rispen	D \$260
Penn	G	\$270	Roach	L \$540
Pensini	KA	\$260	Roach	V \$260
Pensini	K	\$201	Robbrowne	P \$500
Perram	W	\$270	Roberts	G \$208
Perry	G	\$260	Robertson	J \$260
Peters	P	\$528	Robertson	N \$260
Peters	D	\$260	Robertson	D \$260
Phegan	J	\$260	Robertson	K \$219
Philpotts	G	\$3,000	Roberts-Taylor	A \$520
Pickering	D	\$213	Robinson	M \$520
Pickett	T	\$260	Robinson	G \$292
Pilon	J	\$260	Robinson	G \$270
Piper	R	\$260	Robinson	J \$260
Pitarch	E	\$260	Robinson	P \$260
Pitt	M	\$260	Robison	G \$260
Pointon	A	\$260	Robson	P \$1,080
Polosak	SP&L	\$250	Roddan	S \$260
Pope	L	\$260	Rodgers	D \$260
Porter	R	\$274	Rofe	M \$260
Pouli	A	\$500	Rogan	J \$270
Poustie	R	\$473	Rohr	JE \$400
Presland	J	\$260	Rooney	A \$260
Pringle	C	\$270	Roper	K \$270
Pritchard	P	\$600	Rose	L \$390
Proctor	F	\$250	Rosicky	M \$480
Prowse	D	\$260	Ross	A \$540
Prunty	M	\$260	Ross	E \$260
Pulbrook	R	\$260	Ross	L \$236
Purcell	M	\$270	Ross-Ward	E \$260
Pursch	R	\$274	Rowe	D \$240
Quantock	L	\$520	Rowntree	F \$270
Quirk	P	\$260	Rox	K \$260
Radom	R	\$270	Royle	S \$260
Rafferty	M	\$270	Rudd	R \$260
Raferly	V	\$331	Rudolf	A \$236
Rainsford	AC	\$200	Rummery	C \$260
Randall	T	\$650	Russell	V \$260
Randall	J	\$250	Russell	L \$208
Rankmore	S	\$213	Ryall	A \$274
Rawlinson	S	\$219	Ryan	K \$260
Ray	J	\$520	Sadpraseuth	O \$208
Raymond	M	\$260	Sadler	A \$260
Rayner	D	\$270	Salisbury	J \$1,000
Reade	C	\$520	Sampford	B \$260
Redding	A	\$260	Savage	L \$260
Redman	J	\$260	Saxby	S \$260
Redwood	A	\$260	Scheetz	J \$264
Reed	EM	\$500	Schneller	N \$260
Reed	C	\$249	Schofield	A \$208
Reedie	C	\$260	Scholes	A \$260
Regan	K	\$260	Schultz	K \$396
Reichart	A	\$270	Schultz	S \$219
Reilly	D	\$260	Schumacher	J \$386
Rendes	V	\$208	Schwarz	B \$213
Reynolds	A	\$520	Scicluna	S \$274
Reynolds	M	\$260	Scorgie	A \$260
Reynolds	J	\$208	Scott	R \$240
Rice	B	\$921	Scott	J \$260
Rice	J	\$260	Scott	F \$260
Richards	K	\$260	Scott	E \$245
Richards	B	\$260	Seaeegg	L \$260
Ridland	M	\$260	Sergis	S \$208

PERSONAL DONATIONS (>\$200)

Serra	L	\$260	Staciwa	J \$264
Seto	K	\$528	Stanger	R \$248
Setz	J	\$260	Starink	B \$260
Sexton	A	\$810	Stevens	R \$212
Seymour	J	\$540	Stewart	G \$1,176
Shanahan	L	\$274	Stewart	P \$549
Sharkey	K	\$260	Stewart	A \$260
Sharp	J	\$292	Stewart	A \$260
Sharp	D	\$520	Stirling	J \$219
Sheargold	P	\$208	Stock	L \$260
Shearman	D	\$208	Stockton	JT \$780
Sheehy	P	\$260	Stockton	J \$810
Shelley	S	\$260	Stone	M \$810
Shennan	S	\$260	Strang	N \$260
Shephard	K	\$213	Strassmeir	L \$287
Sherborne	J	\$219	Stratford	G \$260
Sherring	K	\$270	Straughan	W \$260
Shewan	J	\$520	Sullivan	J \$274
Shield	J	\$260	Sullivan	M \$260
Shoemark	A	\$260	Sullivan	M \$260
Short	M	\$270	Sun	L \$260
Short	J	\$260	Sunderland	J \$260
Shortle	P	\$270	Suters	S \$260
Shuttleworth	P&J	\$1,000	Sutton	D \$520
Simes	C	\$274	Swadling	J \$260
Simmonds	P	\$270	Swain	L \$236
Simmons	A	\$260	Synington	V \$260
Simone	J	\$274	Synnott	M \$211
Simpson	MM	\$625	Taggart	L \$500
Simpson	SJ	\$260	Taggart	L \$520
Simpson-Balde	K	\$208	Takans	P \$260
Sims	N	\$520	Tallis	S \$260
Sinclair	A	\$520	Tarrant	R \$274
Singh	B	\$274	Tascioglu	N \$259
Singleton	L	\$260	Taylor	L \$450
Sistrom	J	\$810	Taylor	L \$520
Skene	C	\$260	Taylor	T \$390
Skevington	C	\$1,000	Taylor	A \$260
Slater	H	\$260	Taylor	R \$219
Slater	A	\$260	Taylor	K \$211
Sloane	T	\$260	Thomas	K \$405
Sloane	C	\$260	Thomas	K \$260
Small	T	\$548	Thomas	A \$260
Smith	A	\$547	Thomas	R \$208
Smith	G	\$528	Thompson	J \$351
Smith	G	\$390	Thompson	R \$260
Smith	J	\$274	Thorley	G \$405
Smith	P	\$274	Threfall	H \$264
Smith	P	\$270	Thummler	D&J \$260
Smith	L	\$270	Thurston	C \$260
Smith	K	\$261	Tibbutt	J \$260
Smith	J	\$260	Tickle	N \$260
Smith	M	\$260	Tilden	G \$260
Smith	L	\$260	Tippett	G \$260
Smith	W	\$260	Todhunter	J \$236
Smith	C	\$260	Toft	J \$260
Smith	J	\$260	Tolley	A \$260
Smith	J	\$260	Tomkins	G \$260
Smith	P	\$260	Tonkin	D \$270
Smith	L	\$236	Torrington	C \$260
Smith	W	\$208	Townley	D \$260
Smith	MJ	\$260	Toyer	J \$274
Soltau	D	\$260	Tranter	V \$260
Sonntag	M	\$260	Treneman	M \$312
Sorenson	J	\$260	Trevena	L \$260
Spagnardi	S	\$260	Troon	S \$364
Spittles	C	\$211	Trounce	WT \$480
Spitzer	R	\$262	Trudgeon	K \$270

PERSONAL DONATIONS (>\$200)

Truin	S	\$260	Wethered	J \$219
Tucker	K	\$260	Wetherell	F \$260
Tulip	E	\$264	Wheeler	M \$700
Turner	M	\$270	Wheeler	R \$547
Turner	P	\$260	Wheeler	F \$260
Tweddle	K	\$284	White	J \$547
Tweedie	F	\$260	White	K \$260
Ullo	J	\$260	White	H \$260
Vail	R	\$260	Whitehead	V \$260
Valastro	G	\$260	Whitfield	C \$260
Vallis	W	\$260	Whiticker	L \$260
Van Dam	N	\$260	Whittell-Webb	E \$274
Van Der Korput	JE	\$200	Whyte	C \$260
Van Der Weide	R	\$260	Wickham	L \$260
Van Dyck	AP	\$300	Wilcox	G \$264
Van Dyk	S	\$260	Wilkins	T \$270
Vella	S	\$260	Wilkinson	E \$208
Vera	CM	\$260	Willard	D \$260
Vidgen	J	\$270	Williams	MJ \$220
Vimalarajah	R	\$260	Williams	GE \$370
Volkers	D	\$260	Williams	B \$848
Voorwinde	E	\$260	Williams	J \$10,000
Vukic	S	\$260	Williams	N \$260
Waddington	G	\$300	Williams	S \$260
Waddington	A	\$766	Williams	H \$260
Wadley	LM	\$520	Williams	G \$243
Wagener	S	\$260	Williams	S \$219
Walker	G	\$540	Willingham	B \$520
Walker	J	\$260	Willis	D \$520
Walkerden	S	\$260	Willoughby	D \$260
Wall	S	\$274	Wilson	H \$1,040
Wall	E	\$270	Wilson	E \$548
Wallace	P	\$324	Wilson	J \$260
Wallace	S	\$260	Wilson	M \$260
Wallace	T	\$260	Wilson	L \$260
Wallace	C	\$260	Wilson	Y \$260
Wallace-Whelan	C	\$270	Wilson	D \$260
Walsh	K	\$260	Wilson	L \$260
Walsh	C	\$260	Wilson	A \$219
Wann	G	\$248	Wing	I \$274
Ward	F	\$260	Woelfle	H \$260
Warner	K	\$260	Wood	M \$260
Waters	I	\$260	Wood	P \$260
Watson	P	\$208	Wood	D \$260
Watt	R	\$248	Wood	G \$219
Watt	M	\$201	Woodhead	K \$260
Webb	GE	\$300	Woodman	M \$216
Webb	L	\$260	Woods	P \$520
Webb	M	\$260	Wootten	K \$274
Webster	GL	\$280	Worley	D \$260
Webster	H	\$473	Worsley	B \$208
Weir	E	\$208	Wort	A \$260
Welch	H	\$260	Wright	P \$430
Wells	A	\$260	Wright	R \$793
Wells	J	\$260	Wright	L \$390
Wells	S	\$260	Wright	S \$260
Welsh	S	\$260	Wykes	D \$270
Welsh	H	\$260	Yastreboff	A \$260
Welsh	C	\$219	Yong	J \$260
Wendt	D	\$260	Young	A \$260
West	K	\$520	Young	D \$208
Westacott	D	\$520	Zadkovitch	G \$520
Westbrook		\$480	Zammit	E \$260
Westcott	A	\$250	Zanco	A \$520
Westhoff	M	\$260		
Westley	F	\$390		
Weston	WJ	\$1,000		

DONATIONS

SCHOOL BASED DONATIONS (>\$200)

HUNTER / CENTRAL COAST	
H/CC1	
Umina Public School	\$1,132
Ettalong Public School	\$910
Copacabana Public School	\$603
Avoca Beach Public School	\$524
Kincumber Public School	\$458
Gorokan Public School	\$361
Woy Woy South Public School	\$347
Pretty Beach Public School	\$271
Budgewoi Public School	\$267
Empire Bay Public School	\$264
Blue Haven Public School	\$249
H/CC2	
Valley View Public School	\$802
Gosford Public School	\$500
Brisbania Public School	\$423
Kariong Public School	\$379
Narara Public School	\$300
Ourimbah Public School	\$284
Wyoming Public School	\$237
Lisarow Public School	\$219
H/CC3	
Terrigal High School	\$1,334
Kanwal Public School	\$1,321
Berkeley Vale Public School	\$1,125
Woongarah Public School	\$973
Bateau Bay Public School	\$840
Tuggerah Public School	\$678
Wyong Public School	\$473
Wadalba Community School	\$230
H/CC4	
Merewether High School	\$1,200
Beresfield Public School	\$430
Carrington Public School	\$300
Cardiff Public School	\$295
Cardiff South Public School	\$233
Edgeworth Heights Public School	\$213
Hamilton Public School	\$203
H/CC5	
Glendore Public School	\$583
New Lambton South Public School	\$538
Belair Public School	\$365
Maryland Public School	\$242
Wallsend South Public School	\$236
Mayfield East Public School	\$202
H/CC6	
Blackalls Park Public School	\$487
Toronto Public School	\$469
Coal Point Public School	\$387
Cooranbong Public School	\$374
Booragul Public School	\$203
Edgeworth Public School	\$200
H/CC7	
Valentine Public School	\$643
Redhead Public School	\$367
Kahibah Public School	\$300
Mount Hutton Public School	\$262
Gateshead Public School	\$238
H/CC8	
Muswellbrook Public School	\$1,834
King Street Public School	\$1,080
Telarah Public School	\$648
Muswellbrook South Public School	\$521
Denman Public School	\$250
H/CC9	
Abermain Public School	\$651
Nulkaba Public School	\$412
Mount View High School	\$231
H/CC10	
Maitland East Public School	\$1,232
Tanilba Bay Public School	\$872
Wirreanda Public School	\$649

SCHOOL BASED DONATIONS (>\$200)

Maitland Public School	\$472
Raymond Terrace Public School	\$352
Medowie Public School	\$343
Irrawang High School	\$301
Tomaree Public School	\$282
ILLAWARRA & SOUTH EAST	
Batemans Bay	
Bermagui Public School	\$238
Milton Public School	\$237
St Georges Basin Public School	\$200
Goulburn / Highlands	
Mulwaree High School	\$531
Wollondilly Public School	\$456
Marulan Public School	\$276
Goulburn North Public School	\$258
Bundanoon Public School	\$233
Queanbeyan	
Queanbeyan Public School	\$1,600
Queanbeyan West Public School	\$1,296
Bungendore Public School	\$653
Berimba Public School	\$525
Jerrabomberra Public School	\$298
Sapphire Coast/Monaro	
Pambula Public School	\$348
Jindabyne Central School	\$301
Cooma North Public School	\$275
Tathra Public School	\$201
Shellharbour	
Flinders Public School	\$401
Oak Flats Public School	\$337
Mount Warrigal Public School	\$237
Lake Illawarra High School	\$236
Lake Illawarra South Public School	\$205
Shoalhaven	
Nowra Public School	\$501
Wollongong	
Figtree High School	\$518
Illawarra Senior College	\$504
Port Kembla Public School	\$403
Berkeley Public School	\$392
Nareena Hills Public School	\$232
Figtree Heights Public School	\$215
Wollongong North	
Waniora Public School	\$830
Woonona Public School	\$663
Keira High School	\$325
Keiraville Public School	\$205
NEW ENGLAND	
New England West	
Armidale City Public School	\$572
New England North	
Glen Innes Public School	\$2,510
Glen Innes High School	\$200
New England West	
Wee Waa Public School	\$908
Narrabri Public School	\$300
NORTH COAST	
Clarence	
Maclean High School	\$582
Westlawn Public School	\$430
Coffs Harbour	
Narranga Public School	\$2,114
Sawtell Public School	\$414
Mullaway Public School	\$393
Nana Glen Public School	\$323
Tyalla Public School	\$302
Boambee Public School	\$270
Far North Coast	
Pottsville Beach Public School	\$3,084
Murwillumbah Public School	\$798
Bilambil Public School	\$353
Banora Point Public School	\$300
Cudgen Public School	\$250

SCHOOL BASED DONATIONS (>\$200)

Tweed River High School	\$200
Hastings	
Melville High School	\$1,217
Port Macquarie High School	\$500
Lower North Coast	
Bulahdelah Central School	\$2,826
Tuncurry Public School	\$822
Booral Public School	\$313
Nabiac Public School	\$299
Wingham Public School	\$281
Pacific Palms Public School	\$276
Tea Gardens Public School	\$262
Forster Public School	\$209
Manning Camden Haven	
Taree High School	\$794
Cundletown Public School	\$373
Mid North Coast	
Dorrigo Public School	\$389
Southern Cross	
Alstonville Public School	\$1,505
Ocean Shores Public School	\$620
Byron Bay Public School	\$200
The Wilson	
Kadina High School	\$300
Lismore Public School	\$225
Lismore South Public School	\$200
NORTHERN SYDNEY	
Hills Network	
Castle Hill Public School	\$7,000
Glenhaven Public School	\$5,097
Epping West Public School	\$4,188
Epping Boys High School	\$3,000
Roselea Public School	\$1,984
Cherrybrook Public School	\$1,983
Samuel Gilbert Public School	\$1,929
Thornleigh West Public School	\$1,837
Epping North Public School	\$1,795
Pennant Hills Public School	\$1,093
Murray Farm Public School	\$352
West Pennant Hills Public School	\$318
Baulkham Hills North Public School	\$306
Hornsby Network	
Hornsby Girls High School	\$2,331
Galston Public School	\$2,059
Normanhurst Boys High School	\$1,200
Mount Colah Public School	\$738
Glenorie Public School	\$707
Hornsby Heights Public School	\$698
Waitara Public School	\$463
Asquith Boys High School	\$443
Normanhurst West Public School	\$429
Asquith Public School	\$375
Berowra Public School	\$358
Lane Cove Network	
Lane Cove West Public School	\$3,270
Hunters Hill Public School	\$2,050
Lane Cove Public School	\$1,730
North Sydney Girls High School	\$1,685
Truscott Street Public School	\$804
Ryde East Public School	\$757
Boronia Park Public School	\$653
North Ryde Public School	\$509
North Sydney Boys High School	\$461
Greenwich Public School	\$426
Ryde Public School	\$426
Gladesville Public School	\$417
Ermington Public School	\$340
North Sydney Public School	\$297
Melrose Park Public School	\$281
Middle Harbour Network	
Willoughby Public School	\$2,717
Middle Harbour Public School	\$1,637
Artarmon Public School	\$1,572

SCHOOL BASED DONATIONS (>\$200)

Killarney Heights Public School	\$1,508
Northbridge Public School	\$1,471
Belrose Public School	\$1,017
Mosman Public School	\$1,002
Neutral Bay Public School	\$1,000
Allambie Heights Public School	\$982
Narraweena Public School	\$898
Wakehurst Public School	\$787
Beauty Point Public School	\$778
Mimosa Public School	\$668
Frenchs Forest Public School	\$565
Terrey Hills Public School	\$426
Willoughby Girls High School	\$296
The Forest High School	\$200
North Shore Network	
Chatswood Public School	\$3,550
St Ives Public School	\$2,984
Wahroonga Public School	\$900
Lindfield Public School	\$695
St Ives Park Public School	\$410
Turrumurra North Public School	\$379
West Pymble Public School	\$281
Ku-ring-gai High School	\$246
Pymble Public School	\$235
Peninsula Network	
Mona Vale Public School	\$3,480
Cromer Public School	\$3,252
Harbord Public School	\$2,699
Curl Curl North Public School	\$2,175
Newport Public School	\$1,955
Collaroy Plateau Public School	\$975
Balgowlah Heights Public School	\$900
Wheeler Heights Public School	\$850
Barrenjoey High School	\$832
Pittwater High School	\$778
Manly West Public School	\$688
Narrabeen North Public School	\$655
Bilgola Plateau Public School	\$622
Narrabeen Lakes Public School	\$374
Northern Beaches SC Balgowlah Boys Campus	\$275
Manly Village Public School	\$254
Northern Beaches SC Manly Campus	\$238
RIVERINA	
Riverina Central	
Temora West Public School	\$407
South Wagga Public School	\$348
Riverina East	
Lake Albert Public School	\$205
Riverina North	
Murrumburrah High School	\$1,184
Mount Austin Public School	\$417
The Rock Central School	\$363
Tolland Public School	\$311
Riverina South	
Lavington East Public School	\$434
Lavington Public School	\$342
Albury West Public School	\$325
Albury Public School	\$281
James Fallon High School	\$200
Riverina South West	
Barham Public School	\$239
Riverina West	
Griffith North Public School	\$477
Parkview Public School	\$330
Murrumbidgee Public School	\$213
SOUTH WEST SYDNEY	
Bankstown	
Bankstown Public School	\$1,010
Berala Public School	\$926
Bankstown North Public School	\$519
Banksia Road Public School	\$459
Birrong Public School	\$432

SCHOOL BASED DONATIONS (>\$200)

Bass Hill Public School	\$310
Chullora Public School	\$249
Campbelltown	
Bradbury Public School	\$547
Blairmount Public School	\$343
East Hills	
Padstow Heights Public School	\$1,360
East Hills Girls High School	\$728
Padstow Park Public School	\$525
Hannans Road Public School	\$285
Beverly Hills North Public School	\$260
Padstow North Public School	\$258
Fairfield	
Cabramatta West Public School	\$1,807
Chester Hill North Public School	\$1,294
Fairvale High School	\$1,180
Fairfield West Public School	\$994
Fairfield Heights Public School	\$892
Fairvale Public School	\$843
Canley Vale Public School	\$716
Bonnyrigg High School	\$355
Harrington Street Public School	\$318
Lansvale Public School	\$303
King Park Public School	\$214
Yennora Public School	\$213
Granville	
Widemere Public School	\$1,084
Merrylands High School	\$723
Granville Public School	\$508
Sefton High School	\$373
Hoxton	
Governor Philip King Public School	\$937
Hinchinbrook Public School	\$857
Greenway Park Public School	\$747
Hoxton Park Public School	\$727
Hoxton Park High School	\$601
Busby West Public School	\$509
Bossley Park Public School	\$370
William Stimson Public School	\$264
Edensor Park Public School	\$255
Ingleburn	
Holsworthy Public School	\$734
Curran Public School	\$283
Glenwood Public School	\$250
Liverpool	
Marsden Road Public School	\$1,536
Dalmeny Public School	\$719
Sadleir Public School	\$336
Liverpool Public School	\$213
Lurnea High School	\$205
Macarthur	
Picton Public School	\$732
Narellan Vale Public School	\$691
Strathfield	
Homebush Public School	\$589
Homebush Boys High School	\$469
Newington Public School	\$450
Enfield Public School	\$441
Concord High School	\$358
Strathfield North Public School	\$350
Mortlake Public School	\$281
SYDNEY	
Botany Bay	
Rainbow Street Public School	\$722
Randwick Public School	\$380
Mascot Public School	\$200
Georges River	
Brighton-Le-Sands Public School	\$4,264
Peakhurst West Public School	\$1,688
Oatley West Public School	\$750
Ramsgate Public School	\$742
Connells Point Public School	\$671
Mortdale Public School	\$623

SCHOOL BASED DONATIONS (>\$200)

Peakhurst Public School	\$556
Kogarah Public School	\$456
Hurstville South Public School	\$367
Penshurst Public School	\$234
Bald Face Public School	\$212
Inner City	
Glebe Public School	\$1,286
Darlington Public School	\$501
Ferncourt Public School	\$466
Marrickville West Public School	\$427
Tempe High School	\$415
Ultimo Public School	\$389
Wilkins Public School	\$265
Inner West	
Croydon Public School	\$2,523
Beverly Hills Public School	\$746
Athelstane Public School	\$460
Yeo Park Infants School	\$419
McCallums Hill Public School	\$260
Network 8	
Rose Bay Public School	\$3,396
Annandale North Public School	\$1,088
Bellevue Hill Public School	\$611
Carlton Public School	\$600
Stanmore Public School	\$474
Open High School	\$470
Paddington Public School	\$267
Botany Public School	\$262
Port Hacking	
GyMEA Bay Public School	\$2,273
Burraneer Bay Public School	\$735
Lilli Pilli Public School	\$510
Caringbah Public School	\$381
Laguna Street Public School	\$345
Caringbah North Public School	\$270
Cronulla South Public School	\$256
Miranda Public School	\$222
Port Jackson	
Sydney Girls High School	\$6,210
Russell Lea Infants School	\$3,344
Sydney Boys High School	\$2,264
Kegworth Public School	\$1,887
Woollahra Public School	\$1,609
Haberfield Public School	\$1,238
Waverley Public School	\$508
Vaucluse Public School	\$335
Rozelle Public School	\$319
Woronora River	
Engadine West Public School	\$2,198
Bangor Public School	\$1,342
Oyster Bay Public School	\$772
Loftus Public School	\$640
Marton Public School	\$559
Heathcote High School	\$542
Como West Public School	\$518
Tharawal Public School	\$502
Heathcote Public School	\$450
Bonnet Bay Public School	\$299
Sutherland Public School	\$250
Menai Public School	\$207
WESTERN NSW	
Bathurst	
Bathurst Public School	\$3,014
Bathurst West Public School	\$1,759
Cooper Public School	\$847
Raglan Public School	\$612
Wallerawang Public School	\$490
Bathurst South Public School	\$336
Bourke	
Bourke High School	\$1,356
Broken Hill	
Morgan Street Public School	\$416
Dubbo	

DONATIONS

SCHOOL BASED DONATIONS (>\$200)

Dubbo College South Campus	\$523
Warren Central School	\$482
Lachlan	
Parke Public School	\$871
Forbes Public School	\$711
Orange	
Orange High School	\$1,989
Bletchington Public School	\$1,440
Orange Public School	\$765
Newbridge Public School	\$762
Calare Public School	\$739
Molong Central School	\$244
Warumbungle	
Mudgee Public School	\$569
Gilgandra High School	\$340
Cudgegong Valley Public School	\$273
Gulgong Public School	\$207
WESTERN SYDNEY	
Blue Mountains	
Blaxland High School	\$1,106
Blaxland East Public School	\$934
Leonay Public School	\$710
Emu Plains Public School	\$597
Wentworth Falls Public School	\$531
Katoomba Public School	\$530
Glenbrook Public School	\$518
Blackheath Public School	\$444
Cumberland	
Carlingford West Public School	\$3,972
Greystanes High School	\$930
Carlingford Public School	\$827
Rosehill Public School	\$672
Westmead Public School	\$644
Pendle Hill Public School	\$573
Girraween Public School	\$473
Burnside Public School	\$302
Cumberland High School	\$290
Macarthur Girls High School	\$250
Rydalmere Public School	\$204
Hawkesbury	
Colo High School	\$650
Oakville Public School	\$526
Comleroy Road Public School	\$490
Wilberforce Public School	\$372
Castlereagh Public School	\$295
Minchinbury	
Marayong South Public School	\$1,036
Rooty Hill High School	\$950
Minchinbury Public School	\$888
James Erskine Public School	\$792
Rooty Hill Public School	\$705
Clairgate Public School	\$692
Blackwell Public School	\$550
Colyton Public School	\$416
Crawford Public School	\$353
St Marys South Public School	\$235
Mt Druitt	
Hassall Grove Public School	\$1,000
Glendenning Public School	\$396
Whalan Public School	\$300
Dawson Public School	\$250
Ropes Crossing Public School	\$232
Shalvey Public School	\$229
Niland School	\$214
Nirimba	
Kings Langley Public School	\$6,168
Shelley Public School	\$2,424
Blacktown South Public School	\$1,392
Metella Road Public School	\$1,173
Quakers Hill East Public School	\$996
Hambleton Public School	\$871
Seven Hills North Public School	\$558
Marayong Heights Public School	\$402

SCHOOL BASED DONATIONS (>\$200)

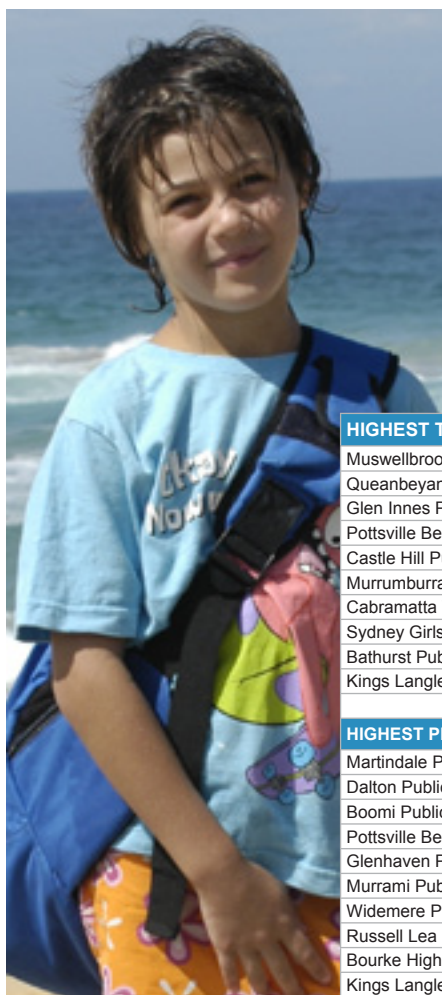
Seven Hills West Public School	\$401
Bert Oldfield Public School	\$345
Coreen School	\$209
Penrith Valley	
Cambridge Park Public School	\$1,809
Regentville Public School	\$1,014
Jamison Town Public School	\$1,000
Surveyors Creek Public School	\$713
Glenmore Park Public School	\$550
Penrith Public School	\$463
Warragamba Public School	\$362
Samuel Terry Public School	\$351
Penrith South Public School	\$254
Henry Fulton Public School	\$207

SCHOOL BASED DONATIONS (>\$200)

The Hills	
Excelsior Public School	\$1,905
Model Farms High School	\$1,844
Caddies Creek Public School	\$1,214
Toongabbie Public School	\$938
Kellyville Ridge Public School	\$918
Sherwood Ridge Public School	\$734
Winston Hills Public School	\$544
Northmead Public School	\$539
Kellyville Public School	\$500
Beaumont Hills Public School	\$450
Crestwood Public School	\$444
Winston Heights Public School	\$350
Rouse Hill Public School	\$300
Jasper Road Public School	\$254
Ironbark Ridge Public School	\$200

OUTSTANDING ACHIEVEMENT

Bathurst Public School	\$3,014
Brighton-Le-Sands Public School	\$4,264
Carlingford West Public School	\$3,972
Chatswood Public School	\$3,550
Cromer Public School	\$3,252
Epping Boys High School	\$3,000
Epping West Public School	\$4,188
Kings Langley Public School	\$6,168
Lane Cove West Public School	\$3,270
Mona Vale Public School	\$3,480
Pottsville Beach Public School	\$3,084
Rose Bay Public School	\$3,396



ROY REIDY CUP

Sydney Girls High School	\$6,210
--------------------------	---------

BOARD OF DIRECTORS CUP P1/P2

Castle Hill Public School	\$7,000
---------------------------	---------

BOARD OF DIRECTORS CUP P3/P4

Glenhaven Public School	\$5,097
-------------------------	---------

SMALL SCHOOLS AWARD Per Capita

Russell Lea Infants School	\$25
----------------------------	------

SPECIAL SCHOOLS AWARD

Niland School	\$214
---------------	-------

CENTRAL SCHOOLS SHIELD

Bulahdelah Central School	\$2,826
---------------------------	---------

PUBLIC SCHOOLS FESTIVAL SHIELD

Sutherland Shire Schools Music Festival	\$15,000
---	----------

SCHOOL EDUCATION GROUP SHIELD Total

Hills Network	\$31,436
---------------	----------

SCHOOL EDUCATION GROUP SHIELD Per Capita

Port Jackson	\$2
--------------	-----

HIGHEST TOTAL DONATION BY REGION

Muswellbrook Public School	\$1,834	Hunter/Central Coast
Queanbeyan Public School	\$1,600	Illawarra and South East
Glen Innes Public School	\$2,510	New England
Pottsville Beach Public School	\$3,084	North Coast
Castle Hill Public School	\$7,000	Northern Sydney
Murrumburrah High School	\$1,184	Riverina
Cabramatta West Public School	\$1,807	South Western Sydney
Sydney Girls High School	\$6,210	Sydney
Bathurst Public School	\$3,014	Western NSW
Kings Langley Public School	\$6,168	Western Sydney

HIGHEST PER CAPITA DONATION BY REGION

Martindale Public School	\$8	Hunter/Central Coast
Dalton Public School	\$6	Illawarra and South East
Boomi Public School	\$7	New England
Pottsville Beach Public School	\$6	North Coast
Glenhaven Public School	\$12	Northern Sydney
Murrumburrah High School	\$8	Riverina
Widemere Public School	\$5	South Western Sydney
Russell Lea Infants School	\$25	Sydney
Bourke High School	\$9	Western NSW
Kings Langley Public School	\$9	Western Sydney

CONTRIBUTIONS IN KIND

Actelion Pharmaceuticals Australia P/L	Clinton	Glendenning, K	Mountford, G	Saddler's Creek Wines	The Terrace on Pittwater, Newport Arms
Adamo Fashions	Coal & Allied	Gordon West Public School	My Photo Booth	Salisbury, J	Tim's Weather, Network Ten
Ainsworth, L	Coca Cola Foundation	Great Moscow Circus	NAB	Samuel Gilbert Public School	Travel Professionals
Alhambra Cafe And Tapas Bar	Cockington Green Gardens	Greater Union Cinema, Mosman	National Dinosaur Museum	Scenic World - Scenic Railway, Cableway and Skyway	Tyrell, L
AMCOR	Colourmaker Industries	Harbord Beach Hotel	National Gallery of Victoria	Shuttleworth P & J	Unicef Australia
AMF Bowling Centres	Commonwealth Bank	Harbord Diggers - Mounties Group	National Maritime Museum	Smith, D	Vodafone Foundation
Angelbear UK	Concord West Public School	Hirning, G	National Zoo & Aquarium	Smith, R	Warringah Council
Angus, H	Crowne Plaza, Hotels & Resorts	Historic Houses Trust	Nixon, K & G	Solar Springs Health Retreat	Wedding and Event Lights
Australia Walkabout Wildlife Park	Crutcher, C	HN Collection	NSW Government, Education & Training	State Transit Authority NSW	Western Plains Zoo
Australian Museum	Curl Curl North Public School	Hob Nob Thai Restaurant	NSW Rugby League Coaching and Development Academy	St Ives North Public School	White Now Consulting
Australian National Maritime Museum	Danes Govermet Coffee	Hollings, A	NSW Teachers Federation	Staedtler (Pacific) Pty Ltd	Wiener, J
Australian Reptile Park	Darrel Lea	Hornsby-Waitara Trefoil Guild	Nunn, J	Stander, M	Yeomans, S
Australia's Funniest Home Videos, Channel Nine	Dee Why RSL Club	Imax Theatre, Sydney	Oakhill Drive Public School	Starbucks Coffee	
Avon	Disney	Jacksons Awards	Observatory Dubbo	State Transit Authority NSW	
Bank of America Merrill Lynch	Doltone House	Jamberoo Park	Oceanworld Manly	Sub Zero	
Bankstown Sports Club	Dougherty Centre Ladies Knitting Group	Jane Stoddant, couture millinery	Opera Australia	Suncorp	
Bardas, C	Dripping Wet	Jenolan Caves House	Penrith Whitewater Stadium	Surfection	
Barrenjoey House	eastsail Sydney	John Coles' Fly Fishing	Petersons	Sydney Attractions Group	
Bayfield Hotels	Ebisprint	Johnson & Johnson Pacific	Philpotts, D	Sydney Ferries	
Bellachara Boutique Hotel	Edwards, A	Ketalbey, J	Philpotts, G	Sydney Fish Market	
Bengalla Mining Company	Elanora Country Club	Knitters Guild Northern Group	Pittwater Village	Sydney Northern Beaches Woodturners Inc	
BMW	Elanora Heights Public School, P & C Association	Koondah Waters Golf Club	Police Citizens Youth Club	Sydney Olympic Park Aquatic Centre	
Body Shape	Ellis, L	Kulture In Hair	Powerhouse Museum	Sydney Swans	
Borthwick, B	Everest Pest Control	Lanham, B	Prayce, L	Sydney Symphony	
Boutique Wine Tours	Experience Events	Lee, J	Promotional Sampling	Sydney Theatre Company	
Bridgeclimb Sydney	Featherdale Wildlife Park	LG Imax Group	Qantas	Sydney Water	
Bridgestone, Wollongong	Fisher, P	Lilley, B	Questacon	Taronga Conservation Society Australia	
Broadlex Services	Fitness First	Lindt and Sprungli	Read for Life	Tasco	
Brookvale Insurance Brokers	Flynn, R	Manly Blades, Manly Skateboards	Resco Services	Teachers Credit Union	
Buist, J	Forte Communications	Manly Selective Campus	Rice, M	Textiles	
Bulldogs Rugby League Club	Free Radical Enterprises	Manly Warringah Sea Eagles	Roche Products Pty Ltd	The Australian Museum	
Cabramatta Golf Club	Friends of Stewart House	McCallums Hills Public School	Rose Bay Public School	The Hills Grammar School	
Calmsley Hill	Friends of Stewart House Sewing Group	Menzies	Rotary Club of Balgowlah Inc	The Link Church	
Canterbury Olympic Ice Rink	Fujifilm	Mogo Zoo	Rotary Club of Mosman Ladies Committee	The Nimble Knittens	
Captain Cook Cruise	GAP studios	Mortdale Public School	Rotary Club of Pennant Hills	The Sebel Kirrton Park, Hunter Valley	
Carey, H & A	George Gross Harry Who	Moss Capital	Royal Prince Alfred Yacht Club	The Shoe Shop	
Chester Hill District Office	Gialours, T	Mount Arthur Coal	Rydon-Turner, S	The Smith Family	
	Give them Wings		S & S Duncan		



STEWART HOUSE

STEWART HOUSE

45 Carrington Parade
Curl Curl NSW 2096

Telephone: (02) 9938 3100
Facsimile: (02) 9907 1638

Email: marketing@stewarhouse.org.au
Website: www.stewarhouse.org.au